

**Summer
Packet
For
Incoming
Kindergartners**

Dear Parents of Incoming Kindergartner,

Please complete this packet during the summer vacation and submit it to your child's Kindergarten Teacher in the Fall when the new school year begins.

These pages will also help you assess where your child is when they start Kindergarten. For the sight words, let them get familiarized by making flash cards and everytime they master the word, let them color the box.

Have a great summer.

Mrs. Brandares
Pre-K Teacher

My **BIG** List of Pre-K Goals!

  <p>I can write my first name (start with a capital and the rest lowercase)</p>	 <p>I know all 26 CAPITAL letters!</p> 	 <p>I know my colors!</p> 	 <p>I can count to 20 (and name numbers 1-20)</p> 
 <p>I can write numbers 1-10!</p> 	 <p>I can clap and count syllables.</p> 	 <p>I can rhyme!</p> 	  <p>I can read 10 sight words!</p>
 <p>I know my birthday!</p> 	 <p>I can listen to a story and retell what it was about!</p> 	 <p>I can count and tell how many (1-10)</p> 	 <p>I can name 2D shapes</p> 
 <p>I can complete a pattern.</p> 	 <p>I can create a pattern.</p> 	 <p>I know my letter sounds!</p> 	 <p>I know my address!</p> 
 <p>I can orally combine syllables to make a word.</p> 	 <p>I can identify the first sound of a word.</p> 	 <p>I can illustrate a picture and orally tell a story.</p> 	 <p>I know all 26 lowercase letters!</p> 

Name _____



Write your first and last name




<<

I CAN WRITE
MY NAME >>>


Handwriting practice lines consisting of ten rows. Each row has a solid top line, a dashed middle line, and a solid bottom line.

GEOMETRIC SHAPES

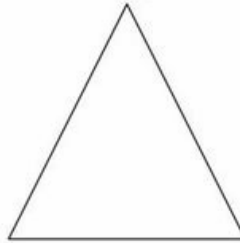
Circle



Oval



Triangle




Square



Rectangle




Heart



Star




Cylinder



Cone



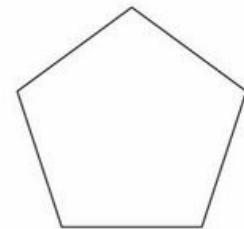
Diamond



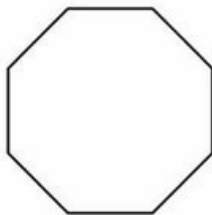
Crescent



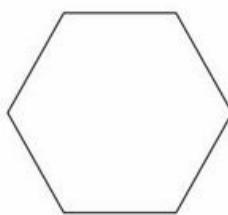
Pentagon



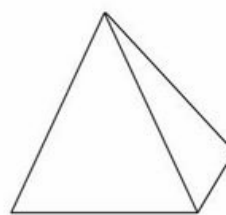
Octagon



Hexagon



Pyramid



Sphere




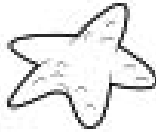























WWW.FUN-STUFF-TO-DO.COM


Color the shape when you name it

Name: _____

Complete the Pattern

Cut out the pictures at the bottom of the page. Next, paste the picture that comes next in each pattern.



Name: _____

1 1 1 1 _____

2 2 2 2 _____

3 3 3 3 _____

4 4 4 4 _____

5 5 5 5 _____

6 6 6 6 _____

7 7 7 7 _____

8 8 8 8 _____

9 9 9 9 _____

10 10 10 _____

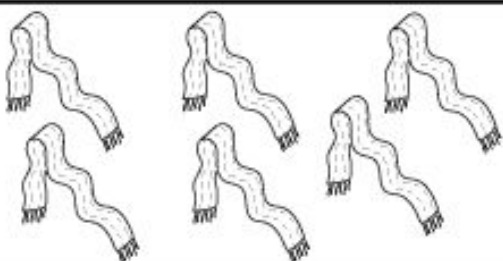
Name: _____

Kindergarten

Numbers 6-10

Count and color

Directions: Count the pictures, circle the correct number. Then color the ten frame.




- 6
- 10
- 8




- 9
- 7
- 8



- 8
- 6
- 10




- 7
- 6
- 9



- 6
- 8
- 7

Fill in the missing numbers.



I CAN IDENTIFY LETTER NAMES

r	x	j	A	O	c
M	d	H	D	g	Q
o	Y	z	k	q	J
E	P	w	K	X	m
f	B	U	F	i	v
u	l	s	n	Z	T
y	C	a	S	G	t
W	p	R	e	h	V
L	N	I	b		

Names: _____ Dates: _____

ALPHABET ORDER


Fill in the missing letters.

A	B		D		F
G	H	I		K	
M			P	Q	R
	T	U	V		X
	Z				

Counting Syllables Worksheet


Name _____

Read and trace the words. Count how many syllables are in each word and color the numbered box that matches the answer.




cat

1	2	3
---	---	---




blueberry

1	2	3
---	---	---




dinosaur

1	2	3
---	---	---




ear

1	2	3
---	---	---



tiger

1	2	3
---	---	---



zebra

1	2	3
---	---	---






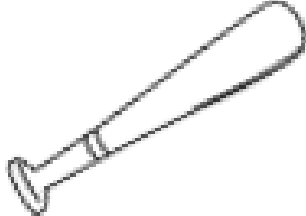
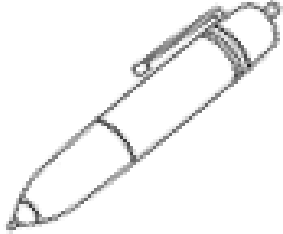

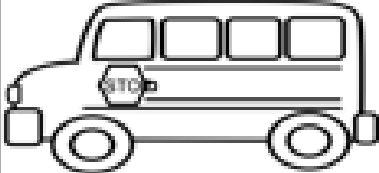
Preschool Sight Words


in	is	big	dog
on	are	little	cat
at	was	good	bird
to	were	red	tree
with	be	yellow	house
for	have	blue	car
of	do	green	ball
from	go	brown	girl
over	see	black	boy
under	come	white	baby

I Can Write CVC Words

Name _____

Write the words. Color.

sad	bus	sun	mug	dog	bat	pen	tin	pan
 <input type="text"/> <input type="text"/> <input type="text"/>	 <input type="text"/> <input type="text"/> <input type="text"/>	 <input type="text"/> <input type="text"/> <input type="text"/>						
 <input type="text"/> <input type="text"/> <input type="text"/>	 <input type="text"/> <input type="text"/> <input type="text"/>	 <input type="text"/> <input type="text"/> <input type="text"/>						
 <input type="text"/> <input type="text"/> <input type="text"/>	 <input type="text"/> <input type="text"/> <input type="text"/>	 <input type="text"/> <input type="text"/> <input type="text"/>						



Rhyming Words

Name _____

Directions: Color the first picture on each row. Then color the rest of the pictures on that line that rhyme.

