

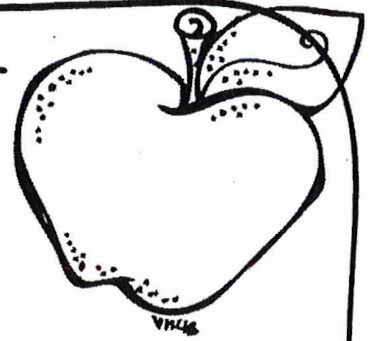


ON MY  
way  
to K!

Name: \_\_\_\_\_



# a Note from the teacher



Dear Parents/Guardians,

Kindergarten is such an important grade for development. There is so much growth that occurs throughout the year. As a way to prepare your child for kindergarten, here are some fun and engaging activities to complete over the summer. I strongly encourage you to set aside some time for your child to work on these skills to best prepare him/her for kindergarten.

Along with these hands-on activities, it is also a great idea to practice saying the alphabet, counting up to 100, and identifying common shapes and colors.

Have a great summer and happy learning!

Thank you,

Mrs. Long and Ms. Farinholt










# My Summer

## READING LOG


Color an ice cream cone every time you read or listen to a book!



Name: \_\_\_\_\_ Language Arts

# I Can Write My Name

Directions : Practice tracing your name and then write it all by yourself on the last two lines.

The page contains ten sets of horizontal lines for handwriting practice. Each set consists of a solid top line, a dashed middle line, and a solid bottom line, providing a guide for letter height and placement. These lines are distributed across the page to allow for multiple practice attempts of writing the student's name.



Name: \_\_\_\_\_

# I Can Write My ABCs!

a b c d e


f g h i j k

l m n o p

q r s t

u v w

x y z































Name: \_\_\_\_\_

Math






# What's Next?

Directions : Look at the pattern for each row. Cut out squares on bottom and glue in the correct box to complete the pattern.

Copyright ©2015 A Dab of Glue Will Do

[www.adabofgluewilldo.com](http://www.adabofgluewilldo.com)

				
---	---	---	---	---



Name: \_\_\_\_\_

Math

# Sequencing Fun

Directions : You get to help plant some carrots! Color, cut, and glue the pictures in order.

1

2

3


4

5

6




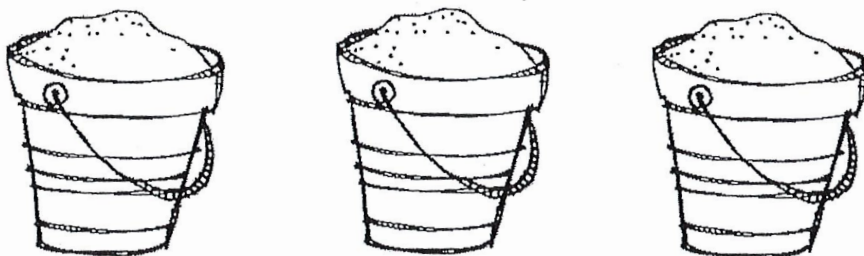

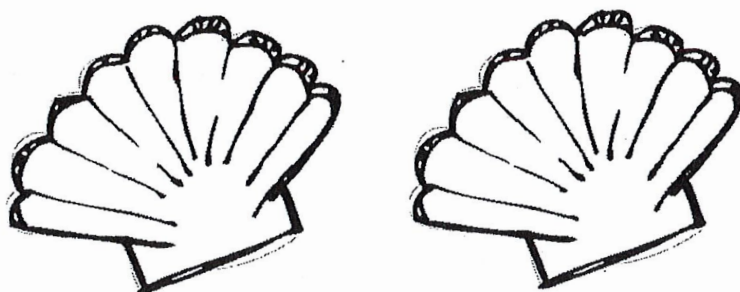


Copyright © 2015 A Dab of Glue Will Do

[www.adabofgluewilldo.com](http://www.adabofgluewilldo.com)



Name: \_\_\_\_\_

# Color, Count, Cut, & Glue



1

2


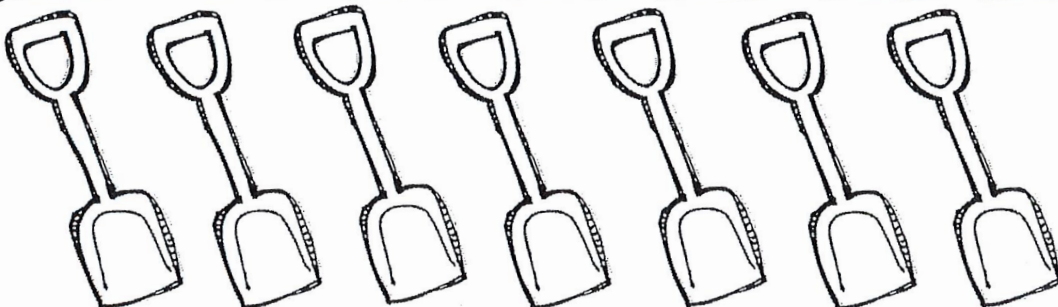


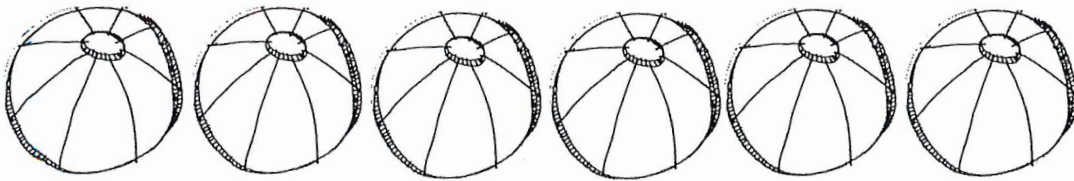

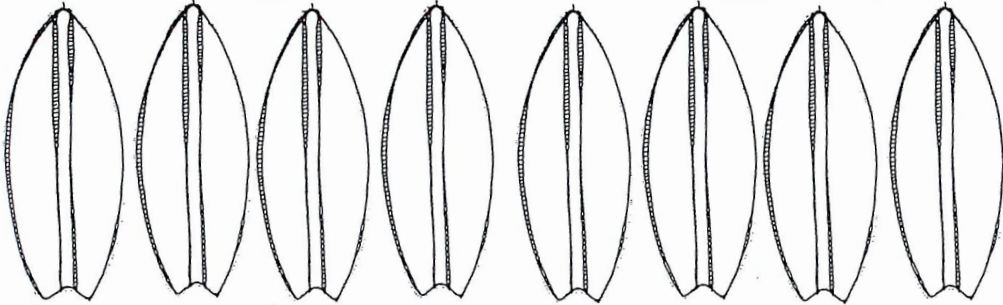
3

4



Name: \_\_\_\_\_

# Color, Count, Cut, & Glue



5

6




7

8

# Shape Tracing Summer Treats

Name \_\_\_\_\_

Trace the shapes around the treats.






# Shape Tracing Summer Kids


Name \_\_\_\_\_

Trace the shapes around the kids.




Name \_\_\_\_\_


Read the rhyming words and color the pictures.



chair



bear

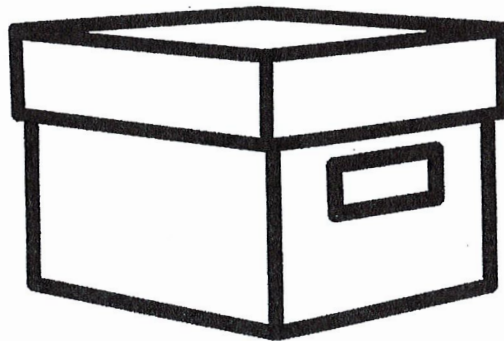


hair

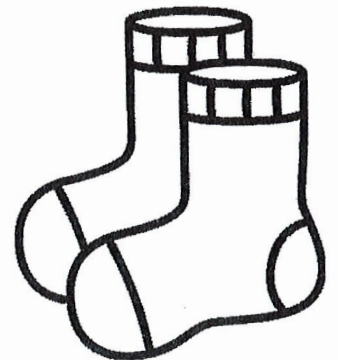
©The Kindergarten Connection




fox




box



socks



cat



mat



rat



# Rhyme Time 2

Name \_\_\_\_\_


Read the rhyming words and color the pictures.




rose




toes



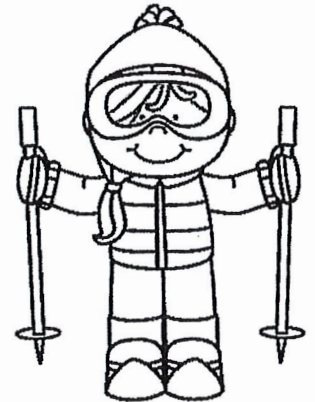
clothes




key




bee




ski



four



door



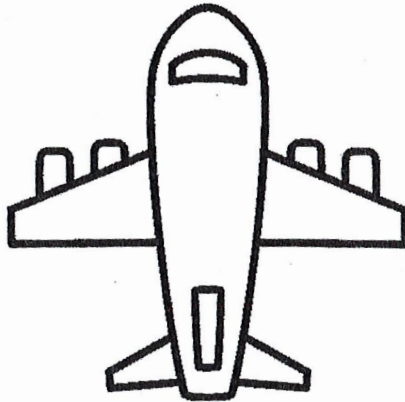
store

Name \_\_\_\_\_

Read the rhyming words and color the pictures.




rain




plane




chain




plate



eight




gate



sun



one



bun



Name: \_\_\_\_\_

# Color By Number


5



6



7



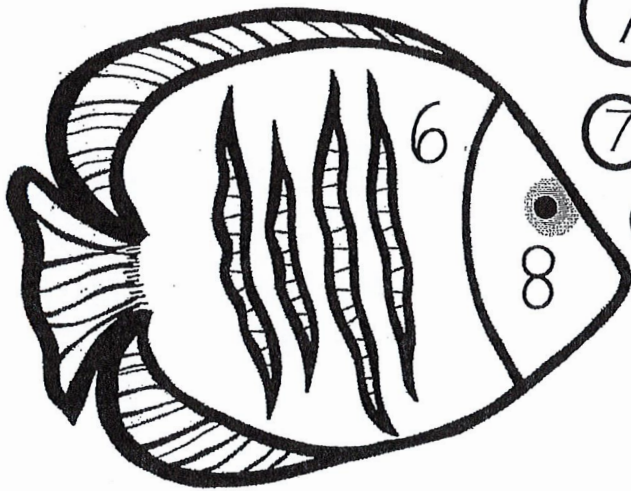
8



9



7



7

7

7


7



7

9

9




Name: \_\_\_\_\_


Math

# Tens Frame Match

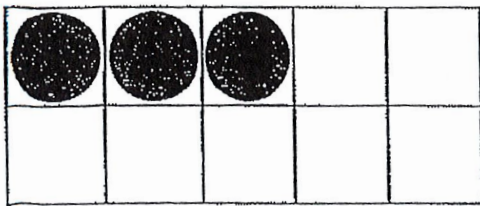
Directions: Look at the tens frame on the left and draw a line to the matching number on the right.




3




7



1



10










4





Name \_\_\_\_\_

Look at the letters on the buckets. Cut out the shovels and match them with their uppercase letters.
















Name \_\_\_\_\_

Look at the letters on the buckets. Cut out the shovels and match them with their uppercase letters.



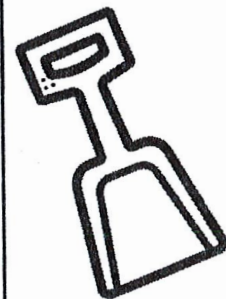
b



f



m












x












Name \_\_\_\_\_

Look at the letters on the buckets. Cut out the shovels and match them with their uppercase letters.



Name \_\_\_\_\_








Look at the letters on the buckets. Cut out the shovels and match them with their uppercase letters.






Name \_\_\_\_\_

Look at the letters on the buckets. Cut out the shovels and match them with their uppercase letters.




k



s



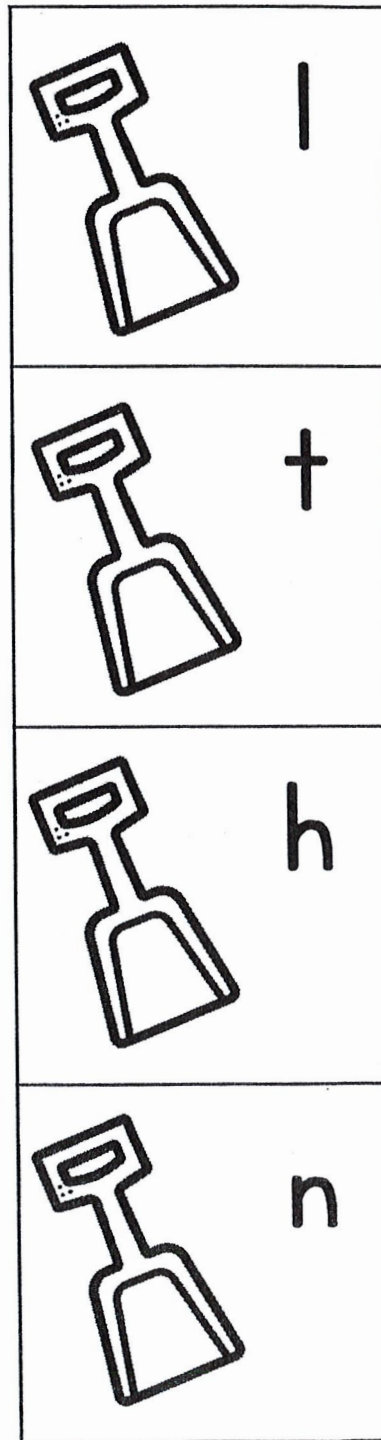








w



g

Name \_\_\_\_\_







Look at the letters on the buckets. Cut out the shovels and match them with their uppercase letters.






Name \_\_\_\_\_

Look at the letters on the buckets. Cut out the shovels and match them with their uppercase letters.




Z



X




I



U

# SUMMER BiN90



Count to 10 out loud.	Tell me 3 words that rhyme with cat.	Find something that is shaped like a circle.	Count out 20 pennies.	Find 3 things that start with the /s/ sound.
Practice writing your name with a crayon.	Find 3 things that start with the /m/ sound.	Say the alphabet while laying on the floor.	Find something in your house shaped like a square.	Read a story before bed.
Find 3 things that are yellow.	Count out 20 pieces of cereal.	Draw a picture about your favorite vacation.	Tell me a word that rhymes with sun.	Practice writing your name with a marker.
Draw a picture of your favorite animal.	Practice writing your name with a pencil.	Read a story outside.	Make a list of things you would take to the pool.	Find something that starts with the /r/ sound.
Find something that is shaped like a rectangle.	Count to 20 out loud.	Find 3 things that are red.	Tell me 2 words that rhyme with hot.	Draw a picture of your family.