

Name: _____

SUMMER LEARNING PACK



Ready for Second Grade

Complete Sentences always...

☐

Start with an
uppercase letter.

ABCD


☐

End with a
punctuation mark.

.?!

☐


Have our best
handwriting.

☐

Have finger spaces.

☐

Make sense to the
reader.



Complete Sentence Checklists

Print, laminate, and reuse!

Complete Sentence Checklist

☐ Start with an uppercase letter. **ABCD**

☐ End with a punctuation mark. **? !**

☐ Best handwriting. 

☐ Use finger spaces. 

☐ Makes sense to the reader. 

Complete Sentence Checklist

☐ Start with an uppercase letter. **ABCD**

☐ End with a punctuation mark. **? !**

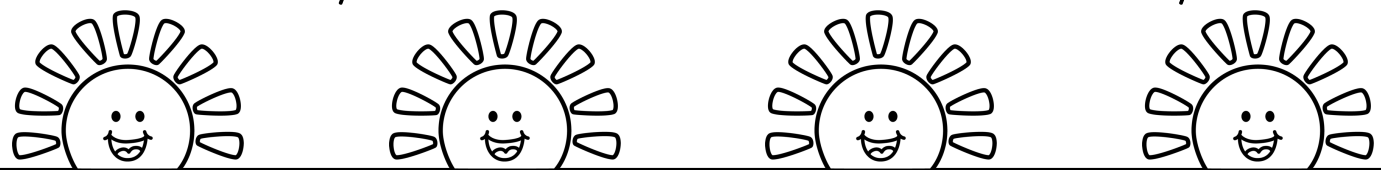
☐ Best handwriting. 

☐ Use finger spaces. 

☐ Makes sense to the reader. 

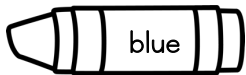



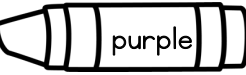

Phonemic Awareness

Color in the suns as you listen to the word and count how many sounds.



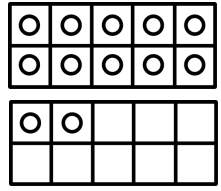
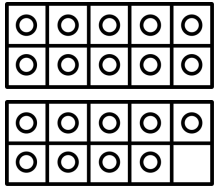
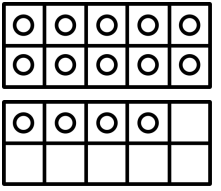
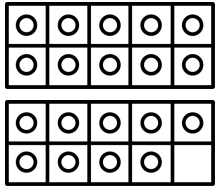
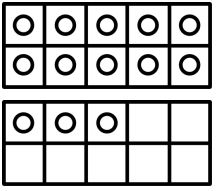
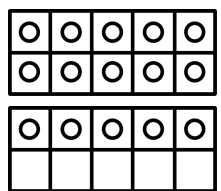
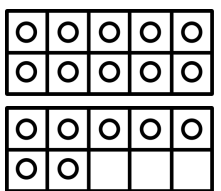
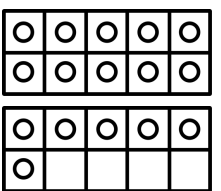
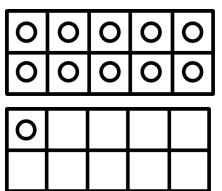

Phonics

Name the short vowel for each picture and follow the color code key.

a  blue	e  red	i  green	o  yellow	u  purple
				

Math

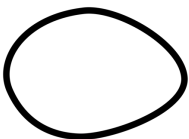
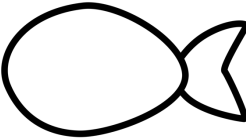


Look at the ten frames. Write the teen number

 _____	 _____	 _____	 _____	 _____
 _____	 _____	 _____	 _____	 _____

Date: _____

Writing

Draw a fish. Then, write 2-3 sentences to tell about your fish.


	
	
	
	

Daily 3

<input type="checkbox"/>  Read	<input type="checkbox"/>  Play	<input type="checkbox"/>  Outside
---	---	--

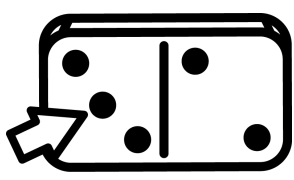
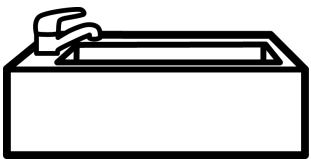



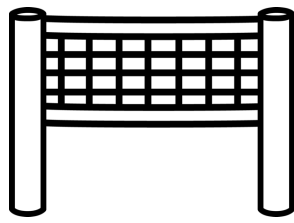
Phonemic Awareness

Color in the sandcastles as you listen to the word and say the vowel sound.



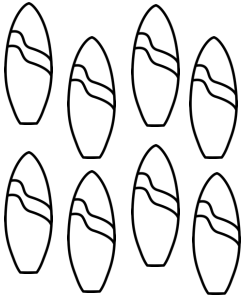





Phonics

Look at the picture. Color in the correct middle sound.

 <div><div>a</div><div>o</div></div>	 <div><div>u</div><div>o</div></div>	 <div><div>a</div><div>u</div></div>
 <div><div>e</div><div>i</div></div>	 <div><div>i</div><div>o</div></div>	 <div><div>e</div><div>a</div></div>

Math





Count the objects. Write how many using tally marks. Write the number.

	<div></div> <div></div>		<div></div> <div></div>		<div></div> <div></div>
	<div></div> <div></div>		<div></div> <div></div>		<div></div> <div></div>

Date: _____

Writing

Draw a bird. Then, write 2-3 sentences to tell about your bird.

Daily 3

<input type="checkbox"/>  Read	<input type="checkbox"/>  Play	<input type="checkbox"/>  Outside
---	---	--

Phonemic Awareness


Color in the buckets and listen to the word. Does it have a short or long vowel?



Phonics

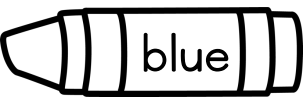
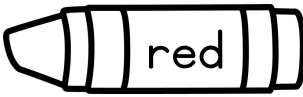
Read the word and draw a line to the picture.

mug map hop pin big







Math

Look at each number. Follow the code to color in even or odd numbers.

Even Numbers 	Odd Numbers 
3 20 6 13 9 11 4	
8 12 15 1 17 2 18	

Writing

Draw a bee. Then, write 2-3 sentences to tell about your bee.










Daily 3

<div><input type="checkbox"/></div> <div></div> <div>Read</div>	<div><input type="checkbox"/></div> <div></div> <div>Play</div>	<div><input type="checkbox"/></div> <div></div> <div>Outside</div>
--	--	---

Phonemic Awareness

Color in the starfish as you listen to the 3 sounds. Repeat and say the word.




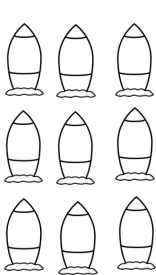

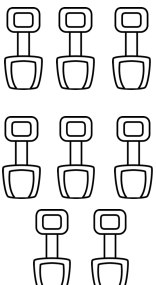
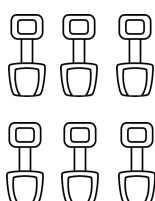







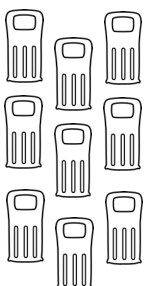
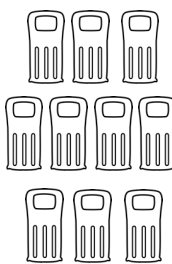




Phonics

Read the word. Draw a picture.

sun	pot	cat
<div></div>	<div></div>	<div></div>





Math

Count both sets of number. Write < > or = to compare.

<div></div> <div><div></div></div> <td><div></div></td>	<div></div>
<div></div> <div><div></div></div> <td><div></div></td>	<div></div>
<div></div> <div><div></div></div> <td><div></div></td>	<div></div>
<div></div> <div><div></div></div> <td><div></div></td>	<div></div>
<div></div> <div><div></div></div> <td><div></div></td>	<div></div>
<div></div> <div><div></div></div> <td><div></div></td>	<div></div>

Writing

Draw a frog. Then, write 2-3 sentences to tell about your frog.

Daily 3

<input type="checkbox"/>  Read	<input type="checkbox"/>  Play	<input type="checkbox"/>  Outside
---	---	--



Phonemic Awareness

Color in the watermelons as you listen to the word. Break it up by sound.



Phonics

Look at the picture. Dab the sounds. Spell the word.

	<table><tr><td>f</td><td>i</td><td>m</td></tr><tr><td>t</td><td>e</td><td>n</td></tr></table>	f	i	m	t	e	n	<div></div> <div>_____</div>
f	i	m						
t	e	n						
	<table><tr><td>r</td><td>o</td><td>p</td></tr><tr><td>h</td><td>a</td><td>t</td></tr></table>	r	o	p	h	a	t	<div></div> <div>_____</div>
r	o	p						
h	a	t						


Math

Look at the hundreds chart. Fill in the missing numbers. Count to 100.

1		3	4	5			8	9	10
11	12		14	15	16	17			20
21	22	23	24		26	27	28	29	30
	32	33	34		36		38	39	
41		43	44	45		47		49	50
51	52	53		55	56	57	58	59	
	62	63	64	65		67	68	69	70
71	72		74	75	76		78	79	
	82	83	84	85	86	87		89	90
91	92		94	95			98	99	100


Writing

Draw a cat. Then, write 2-3 sentences to tell about your cat.



Daily 3

☐



Read

☐



Play

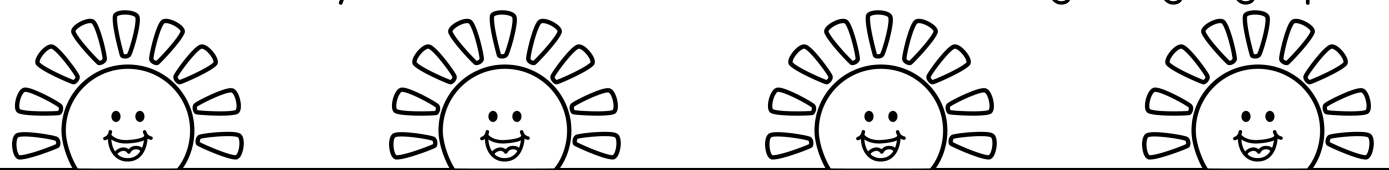
☐



Outside







Phonemic Awareness

Color in the suns as you listen to the word. Name the beginning digraph.





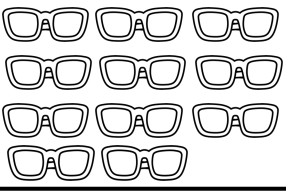

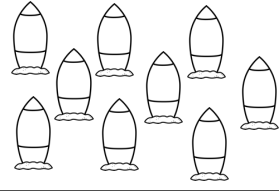

Phonics

Look at the picture. Write the missing digraph.

 ____ ell	 ____ est	 ____ oto
 ____ ips	 ____ ale	 ____ orn

Math

Count the objects. Write the number. Write the number word.

 _____	 _____	 _____
_____	_____	_____
 _____	 _____	 _____
_____	_____	_____

Writing

Copy the sentence in your neatest handwriting.


Let's go to the pool at noon.

Using the sunglasses, finish the picture. Write 3 sentences about sunglasses.
Use a period, a question mark, and an exclamation mark—one for each sentence!




•
?
!


Daily 3



Read




Play



Outside

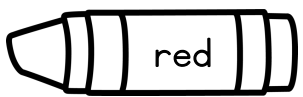
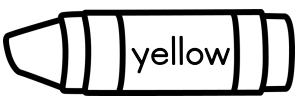
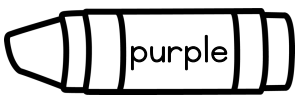

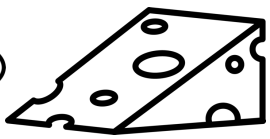











Phonemic Awareness

Color in the sandcastles as you listen to the 3 sounds. Repeat and say the word.




Phonics

Name the digraph sound for each picture and follow the color code key.

th 	ch 	sh 
      	     	

Math

Read each direction. Color in each fish with the correct color.



- 1. Color in the second fish purple.
- 2. Color in the fifth fish green.
- 3. Color in the third fish pink.
- 4. Color in the seventh fish yellow.
- 5. Color in the first fish orange.
- 6. Color in the last fish red.
- 7. Color in the fourth fish blue.

Write the position of the fish that is not colored:


Writing

Copy the sentence in your neatest handwriting.

Do you want a red or blue ice pop?

Using the sandcastle, finish the picture. Write 3 sentences about sandcastles.


Use a period, a question mark, and an exclamation mark—one for each sentence!



•
?
!

Daily 3

☐



Read

☐



Play

☐



Outside

Phonemic Awareness

Color in the buckets as you listen to the word. Break it up by sound.











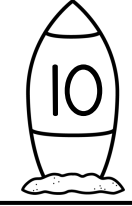















Phonics

Read the word. Draw a picture.

shop	chase	wheel

Math

Skip count by 10's. Write the missing number in the space.

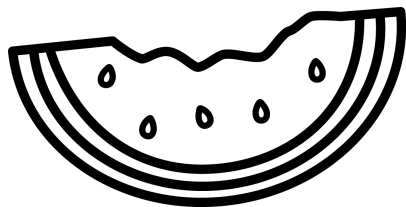
							
							
							

Writing

Copy the sentence in your neatest handwriting.

I saw a fish jump out of the water!

Using the watermelon, finish the picture. Write 3 sentences about watermelon.
Use a period, a question mark, and an exclamation mark—one for each sentence!







•
?
!

Daily 3

<input type="checkbox"/>  Read	<input type="checkbox"/>  Play	<input type="checkbox"/>  Outside
---	---	--

Phonemic Awareness

Color in the starfish as you listen to the word. Change the beginning sound.



Phonics

Read the sentence. Fill in the missing word.


She hit her _____.



I can see a _____.





















Look at that _____!



Math

Skip count by 5's. Trace each number. Fill in the missing numbers.




Writing

Copy the sentence in your neatest handwriting.

We rode our bikes to the park.

Using the seashell, finish the picture. Write 3 sentences about seashells.
Use a period, a question mark, and an exclamation mark—one for each sentence!



•
?
!

Daily 3

<input type="checkbox"/>  Read	<input type="checkbox"/>  Play	<input type="checkbox"/>  Outside
---	---	--


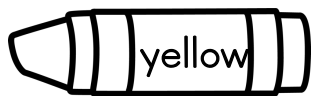
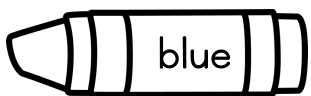
Phonemic Awareness

Color in the watermelons as you listen to the word and say a rhyming word.




Phonics


Read the word. Find the digraph. Color in the same color as the code.


sh		ch		ck	
lunch		duck		beach	fish
wish		which		rash	pack
leash		sick		brush	inch


Math


Skip count by 2's. Write the number in the box.







































Writing

Copy the sentence in your neatest handwriting.

Can you see the crab over there?

Using the shark, finish the picture. Write 3 sentences about sharks.
Use a period, a question mark, and an exclamation mark—one for each sentence!



_____ .

_____ ?

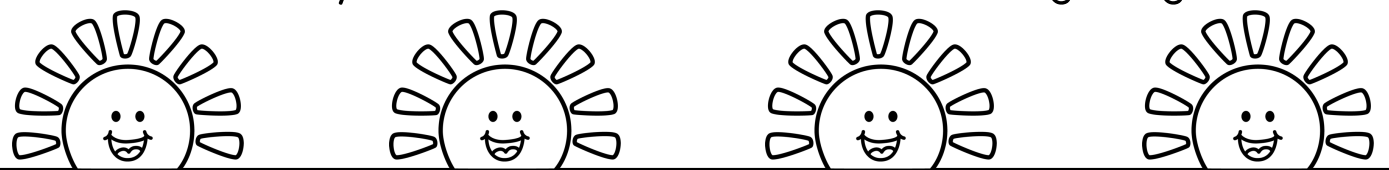
_____ !

Daily 3

<input type="checkbox"/>  Read	<input type="checkbox"/>  Play	<input type="checkbox"/>  Outside
---	---	--


Phonemic Awareness

Color in the suns as you listen to the word. Name the beginning blend.



Phonics

Look at the picture. Write the missing consonant blend.



___ ums




___ ead



___ ip



___ ize



___ og

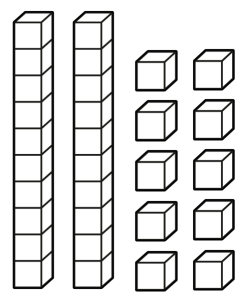


___ own

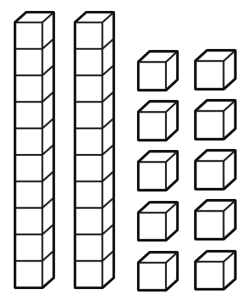
Math

Color in the blocks to match the number.

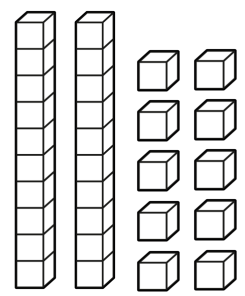
12



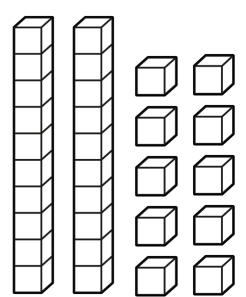
25



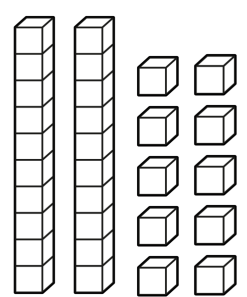
16



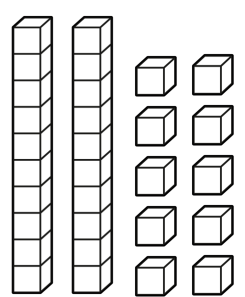
21



19



27



Date: _____

Writing


Fix the sentence and rewrite it.

we eet lunch outside

Draw and write about a time you worked hard to learn something new.

Daily 3

☐




Read

☐



Play


☐



Outside

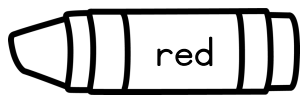
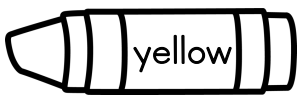
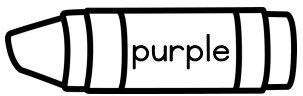

Phonemic Awareness

Color in the sandcastles as you listen to the 3 sounds. Repeat and say the word.



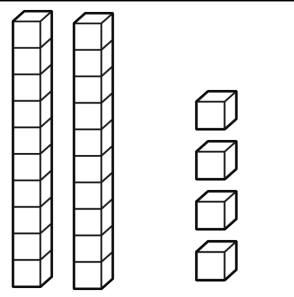
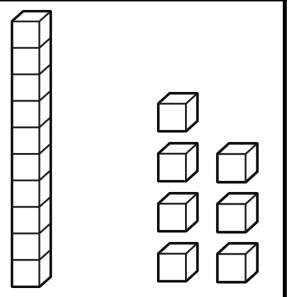
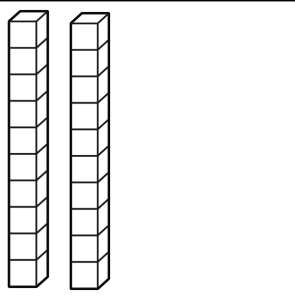
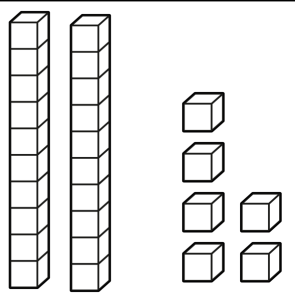
Phonics

Name the l- blend for each picture and follow the color code key.

cl 	fl 	pl 
		

Math

Write how many tens and ones for each number, then write the number.

			
tens ones	tens ones	tens ones	tens ones
number	number	number	number

Writing


Fix the sentence and rewrite it.

do you hav a hat

Draw and write about a time you helped someone. How did you help?

Daily 3

☐




Read

☐



Play

☐



Outside

Phonemic Awareness

Color in the buckets as you listen to the word. Break it up by sound.



Phonics

Read the word. Draw a picture.

slide	snake	stem

Math

Write 1 more, 1 less, 10 more, and 10 less for each number.

	46	

	23	

	67	

	12	

	31	

	84	

	55	

	79	



Writing

Fix the sentence and rewrite it.

she runs fast wit her friend

Draw and write about a friend. What do you like to do with them?

Daily 3

<input data-bbox="40 1890 138 1995" type="checkbox"/>  Read	<input data-bbox="560 1890 657 1995" type="checkbox"/>  Play	<input data-bbox="1079 1890 1177 1995" type="checkbox"/>  Outside
--	---	--




Phonemic Awareness

Color in the starfish as you listen to the word. Change the beginning blend.



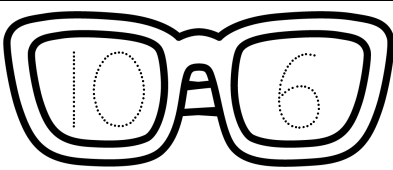





Phonics

Read the sentence. Fill in the missing word.

Please go sit at your _____.	
I will wear a pink _____.	
Do not _____ that cup.	

Math

Look at the number. Write the expanded form for each number.

 16	 47	 32
 51	 23	 88


Writing

Fix the sentence and rewrite it.

the boat is out in the see

Draw and write about what you want to be when you grow up and why.

Daily 3

<input type="checkbox"/>  Read	<input type="checkbox"/>  Play	<input type="checkbox"/>  Outside
---	---	--


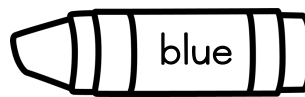

Phonemic Awareness

Color in the watermelons as you listen to the word. Add the beginning sound.




Phonics


Read the word. Find the ending blend. Color in the same color as the code.


-nd 	-ng 	-nt 	
send	paint	fang	pond
tent	ring	sand	wing
lung	wind	plant	sing


Math

Look at the hundreds chart. Read the clues to find the number and color it in.

Find the number 35. What number is 10 more? Color it. 

Find all the numbers with 8 in the ones place. Color them. 

Find all the numbers with 7 in the tens place. Color them. 

Find the number 52. What numbers are 10 less & 10 more? Color them. 

1	2	3	4	5	6	7	8	9	10
11	12	13	14	15	16	17	18	19	20
21	22	23	24	25	26	27	28	29	30
31	32	33	34	35	36	37	38	39	40
41	42	43	44	45	46	47	48	49	50
51	52	53	54	55	56	57	58	59	60
61	62	63	64	65	66	67	68	69	70
71	72	73	74	75	76	77	78	79	80
81	82	83	84	85	86	87	88	89	90
91	92	93	94	95	96	97	98	99	100

Writing


Fix the sentence and rewrite it.

wher did you go this summer

Draw and write about a place you went this week. What did you do there?

Daily 3

☐



Read

☐



Play

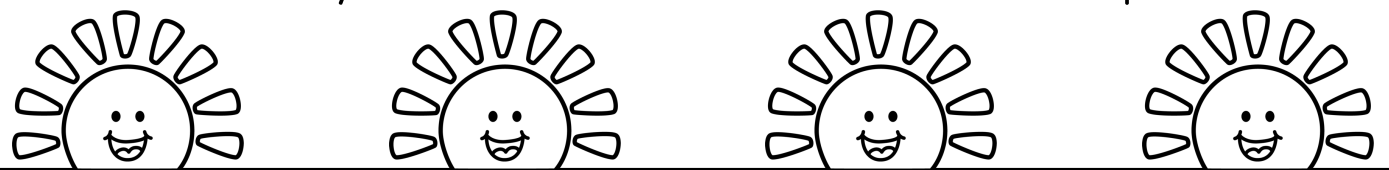
☐



Outside

Phonemic Awareness


Color in the suns as you listen to the word. Name the CVCe pattern.



Phonics

Read the word and draw a line to the picture.

tube gate game home ride



Math

Fill in the missing number.

<table><tr><td colspan="2">13</td></tr><tr><td>5</td><td></td></tr></table>	13		5		<table><tr><td colspan="2"></td></tr><tr><td>9</td><td>7</td></tr></table>			9	7	<table><tr><td colspan="2">11</td></tr><tr><td>6</td><td></td></tr></table>	11		6		<table><tr><td colspan="2">8</td></tr><tr><td></td><td>4</td></tr></table>	8			4
13																			
5																			
9	7																		
11																			
6																			
8																			
	4																		
<table><tr><td colspan="2">16</td></tr><tr><td></td><td>10</td></tr></table>	16			10	<table><tr><td colspan="2">10</td></tr><tr><td>7</td><td></td></tr></table>	10		7		<table><tr><td colspan="2">12</td></tr><tr><td>3</td><td></td></tr></table>	12		3		<table><tr><td colspan="2"></td></tr><tr><td>7</td><td>8</td></tr></table>			7	8
16																			
	10																		
10																			
7																			
12																			
3																			
7	8																		

Date: _____

Week 4 Day 1



Writing

Unscramble the sentence and rewrite it.

sand. the play We in

Draw and write the steps to get ready for bed.


First,

Next,

Then,

Last,

Daily 3



Read




Play



Outside






Phonemic Awareness

Color in the sandcastles as you listen to the 3 sounds. Repeat and say the word.



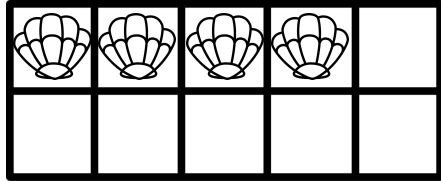
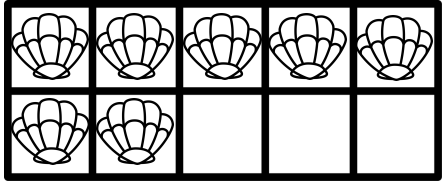
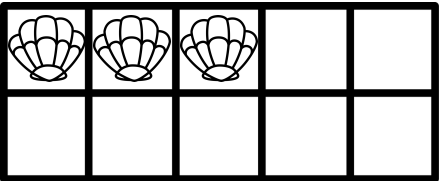
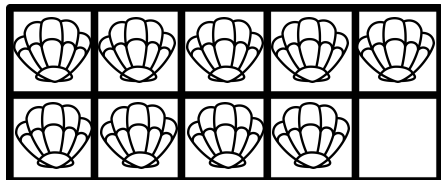
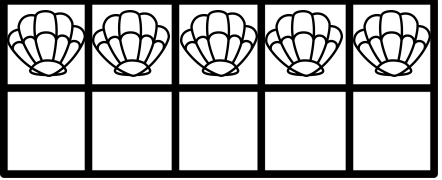
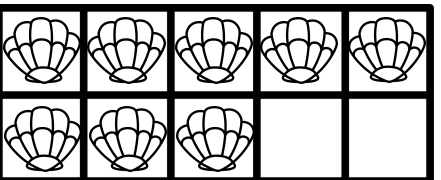
Phonics

Name the CVCe pattern for each picture and follow the color code key.

a_e 	i_e 	o_e 	u_e 
			

Math

Draw more seashells to make 10. Fill in the addition problem.

 $4 + \underline{\quad} = 10$	 $7 + \underline{\quad} = 10$	 $3 + \underline{\quad} = 10$
 $9 + \underline{\quad} = 10$	 $5 + \underline{\quad} = 10$	 $8 + \underline{\quad} = 10$

Date: _____


Week 4 Day 2 

Writing

Unscramble the sentence and rewrite it.

swims She the in pool.

Draw and write the steps to take care of a pet (or animal).



First,



Next,





Then,




Last,

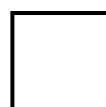
Daily 3



Read



Play



Outside

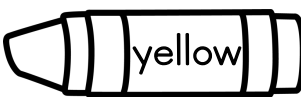
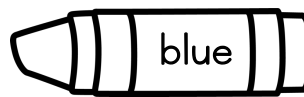

Phonemic Awareness

Color in the buckets as you listen to the word. Break it up by sound.



Phonics

Read the word. Find the CVCe pattern. Color in the same color as the code.

a_e 		i_e 		o_e 			
lane		file		joke		same	
code		base		ripe		dove	
pine		vote		bite		fame	

Math

Look at the fact family houses. Write down 4 different facts for each.

12

57

+

=

+

=

-

=

-

=

9

36

+

=

+

=

-

=

-

=

15

78

+

=

+

=

-

=

-

=

Date: _____

Week 4 Day 3



Writing

Unscramble the sentence and rewrite it.

at splash pad. We the played

Draw and write the steps to make your lunch.


First,

Next,

Then,

Last,

Daily 3



Read







Play



Outside

Phonemic Awareness

Color in the starfish as you listen to the word. Change the long vowel sound.



Phonics

Read the sentence. Fill in the missing word.

He gave his mom a _____.



What will we _____?



Look out for that _____!



Math

Set a timer for 1 minute. Solve as many addition problems as you can!

$$\begin{array}{r} 6 \\ + 3 \\ \hline \end{array}$$

$$\begin{array}{r} 7 \\ + 1 \\ \hline \end{array}$$

$$\begin{array}{r} 0 \\ + 6 \\ \hline \end{array}$$

$$\begin{array}{r} 2 \\ + 5 \\ \hline \end{array}$$

$$\begin{array}{r} 9 \\ + 3 \\ \hline \end{array}$$

$$\begin{array}{r} 3 \\ + 7 \\ \hline \end{array}$$

$$\begin{array}{r} 8 \\ + 6 \\ \hline \end{array}$$

$$\begin{array}{r} 3 \\ + 2 \\ \hline \end{array}$$

$$\begin{array}{r} 4 \\ + 4 \\ \hline \end{array}$$

$$\begin{array}{r} 6 \\ + 4 \\ \hline \end{array}$$

$$\begin{array}{r} 7 \\ + 5 \\ \hline \end{array}$$

$$\begin{array}{r} 1 \\ + 2 \\ \hline \end{array}$$

Date: _____

Week 4 Day 4



Writing

Unscramble the sentence and rewrite it.

bike his ride He fast. can

Draw and write the steps to play your favorite game.


First,

Next,

Then,

Last,

Daily 3



Read



Play



Outside







Phonemic Awareness

Color in the watermelons as you listen to the word. Count how many syllables.



Phonics

Look at the picture. Write the CVCe Word

 _____	 _____	 _____
 _____	 _____	 _____

Math

Read each summer story. Solve the addition problem and write your answer.

Caroline has 4 beach balls and her friend brings 3 more. How many beach balls do they have in all? ___ + ___ = ___ beach balls	There are 5 kids eating popsicles and 6 more join them. How many kids are eating popsicles now? ___ + ___ = ___ kids eating popsicles
There are 7 seashells in the sand and 2 more wash up. How many seashells are there now? ___ + ___ = ___ seashells	Nolan builds 3 sandcastles in the morning and 2 more in the afternoon. How many sandcastles did Nolan build? ___ + ___ = ___ sandcastles

Date: _____

Week 4 Day 5



Writing

Unscramble the sentence and rewrite it.

a saw crab. I small

Draw and write the steps to clean your room.


First,

Next,

Then,

Last,

Daily 3



Read



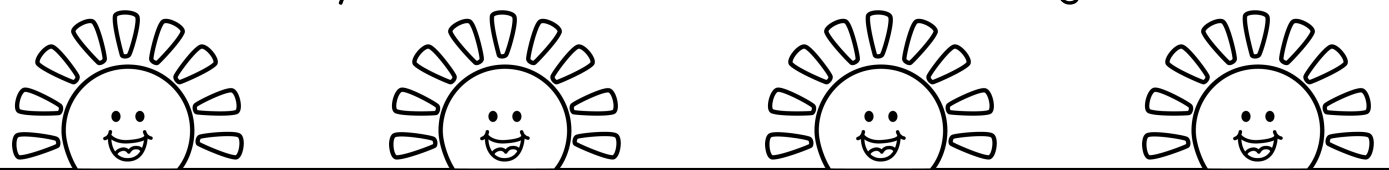
Play



Outside




Phonemic Awareness

Color in the suns as you listen to the word. Name the long vowel sound.



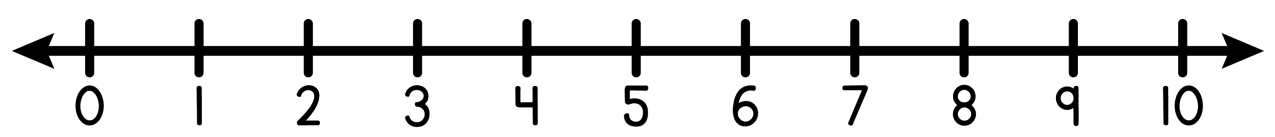
Phonics

Read the sentence. Fill in the missing word.

Please check the _____.	
She holds a _____ of food.	
We will _____ my room blue.	

Math

Use the number line to solve each subtraction problem.







$9 - 3 = \underline{\quad}$	$7 - 2 = \underline{\quad}$	$10 - 6 = \underline{\quad}$	$6 - 1 = \underline{\quad}$
$8 - 5 = \underline{\quad}$	$5 - 0 = \underline{\quad}$	$4 - 2 = \underline{\quad}$	$10 - 1 = \underline{\quad}$
$6 - 6 = \underline{\quad}$	$3 - 1 = \underline{\quad}$	$7 - 4 = \underline{\quad}$	$9 - 7 = \underline{\quad}$

Date: _____

Writing

Draw the ice cream cone. Write about your favorite ice cream flavor.


	
	
	
	

Daily 3

<input type="checkbox"/>  Read	<input type="checkbox"/>  Play	<input type="checkbox"/>  Outside
---	---	--







Phonemic Awareness

Color in the sandcastles as you listen to the 3 sounds. Repeat and say the word.



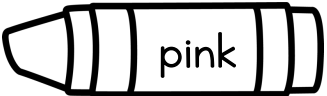


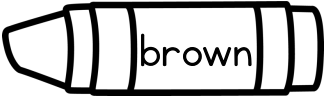
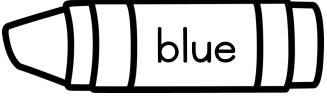
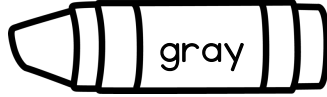
Phonics

Look at the picture. Write the long vowel word. Underline the ee or ea.

 _____	 _____	 _____
 _____	 _____	 _____


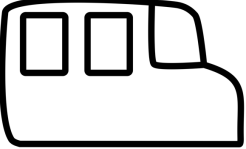


Math

Solve the subtraction problems. Color the answer the matching color.

 pink = 7	
 red = 6	
 brown = 5	
 blue = 4	
 gray = 3	

Writing

Draw the school bus. Write about your favorite part about school.

Daily 3

<input type="checkbox"/>  Read	<input type="checkbox"/>  Play	<input type="checkbox"/>  Outside
---	---	--

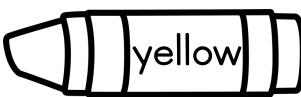
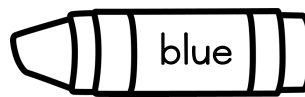

Phonemic Awareness

Color in the buckets as you listen to the word. Break it up by sound.



Phonics

Read the word. Find the long o pattern. Color in the same color as the code.

igh		ie		y	
tie		high		pie	
fright		fly		fries	
cry		light		dried	

Math

Set a timer for 1 minute. Solve as many subtraction problems as you can!

$$\begin{array}{r} 8 \\ - 3 \\ \hline \end{array}$$

$$\begin{array}{r} 5 \\ - 2 \\ \hline \end{array}$$

$$\begin{array}{r} 4 \\ - 4 \\ \hline \end{array}$$

$$\begin{array}{r} 10 \\ - 6 \\ \hline \end{array}$$

$$\begin{array}{r} 6 \\ - 3 \\ \hline \end{array}$$

$$\begin{array}{r} 12 \\ - 9 \\ \hline \end{array}$$

$$\begin{array}{r} 8 \\ - 6 \\ \hline \end{array}$$

$$\begin{array}{r} 12 \\ - 7 \\ \hline \end{array}$$

$$\begin{array}{r} 7 \\ - 1 \\ \hline \end{array}$$





$$\begin{array}{r} 11 \\ - 8 \\ \hline \end{array}$$

$$\begin{array}{r} 10 \\ - 5 \\ \hline \end{array}$$

$$\begin{array}{r} 2 \\ - 1 \\ \hline \end{array}$$

Writing

Draw the tree. Write about your favorite season.

Daily 3

<div><input type="checkbox"/></div> <div></div> <div>Read</div>	<div><input type="checkbox"/></div> <div></div> <div>Play</div>	<div><input type="checkbox"/></div> <div></div> <div>Outside</div>
--	--	---

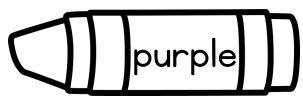
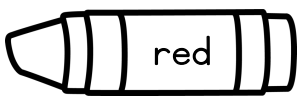
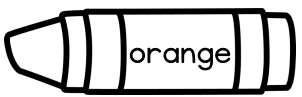

Phonemic Awareness

Color in the starfish as you listen to the word. Change the long vowel sound.



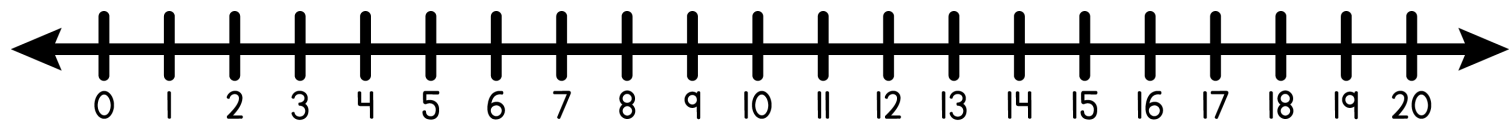
Phonics

Name the long vowel o pattern for each picture and follow the color code key.

oa		oe		ow	
					

Math


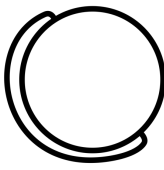


Use the number line to solve each subtraction problem.



18 - 9 = ____	15 - 7 = ____	12 - 5 = ____	17 - 8 = ____
14 - 6 = ____	20 - 8 = ____	17 - 6 = ____	11 - 3 = ____
19 - 11 = ____	13 - 7 = ____	16 - 7 = ____	15 - 9 = ____

Writing

Draw the globe. Write about the best place in the world.

Daily 3

<input type="checkbox"/>  Read	<input type="checkbox"/>  Play	<input type="checkbox"/>  Outside
---	---	--

Phonemic Awareness

Color in the watermelons as you listen to the word. Break it up by syllable.



Phonics

Read the word. Draw a picture.

fruit	glue	threw

Math



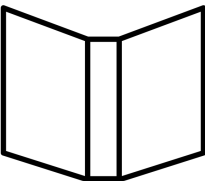

Read each summer story. Solve the subtraction problem and write your answer.

<p>Alex set up a lemonade stand and had 11 glasses of lemonade. He sold 4 glasses of lemonade. How many are left?</p> <p>___ - ___ = ___ glasses of lemonade</p>	<p>Maddie filled 14 water balloons for a backyard game. Her friends threw 9 of them. How many are left?</p> <p>___ - ___ = ___ water balloons</p>
<p>There were 16 sandwiches in the picnic bag. After lunch, there were only 7 left. How many sandwiches were eaten?</p> <p>___ - ___ = ___ sandwiches</p>	<p>At the campfire, Bailey brought 13 marshmallows. Her friends roasted 8 of them. How many are left?</p> <p>___ - ___ = ___ marshmallows</p>

Date: _____

Writing

Draw the book. Write about your favorite book.

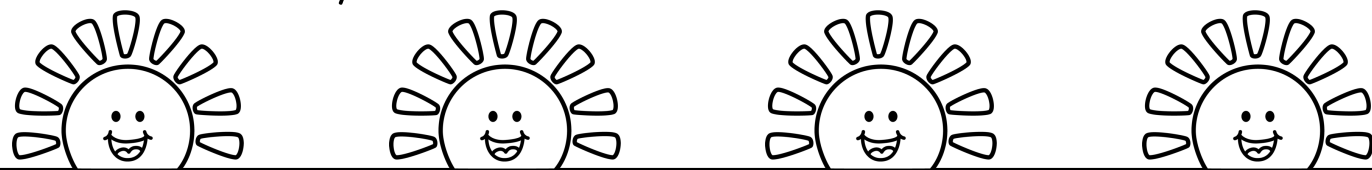
	
	
	
	

Daily 3

<input type="checkbox"/>  Read	<input type="checkbox"/>  Play	<input type="checkbox"/>  Outside
---	---	--



Phonemic Awareness

Color in the suns as you listen to the word. Name the R- Controlled vowel.
















Phonics

Look at the picture. Dab the correct sounds. Write the word.

	<div>h ar t</div> <div>c or d</div>	<div>_____</div>
	<div>h ar n</div> <div>f or m</div>	<div>_____</div>

Math

Read the question and color your answer.

<p>Which one measures <u>length</u>?</p> <div></div>	<p>Which one is the <u>shortest</u>?</p> <div></div>	<p>Which one weighs <u>more</u>?</p> <div></div>
<p>Which can hold <u>more</u> water?</p> <div></div>	<p>Which one is <u>longer</u>?</p> <div></div>	<p>Which one weighs <u>less</u>?</p> <div></div>

Writing


Copy the sentence in your neatest handwriting.

I love to play in the warm sand.

Would you rather slide or swing at the playground? Tell why and draw a picture.




slide



swing

Daily 3

☐




Read

☐



Play


☐



Outside

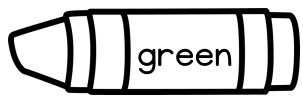
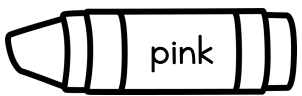
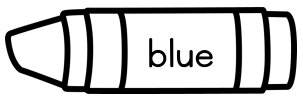












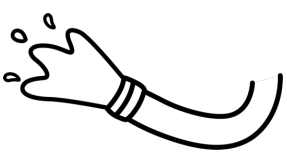
Phonemic Awareness

Color in the sandcastles as you listen to the 3 sounds. Repeat and say the word.









Phonics

Name the R- controlled vowel for each picture and follow the color code key.

er 	ir 	ur 			
 	 	 	 	 	  

Math

Estimate the length of each line using non-standard units and write the answer.


 	about ____ paperclips long
 	about ____ bears long
 	about ____ shoes long

Writing


Copy the sentence in your neatest handwriting.

Are you ready for a fun beach day?

Would you rather go to the zoo or aquarium? Tell why and draw a picture.




zoo



aquarium

Daily 3

☐ 

Read

☐ 

Play

☐ 

Outside

Phonemic Awareness

Color in the buckets as you listen to the word. Break it up by sound.



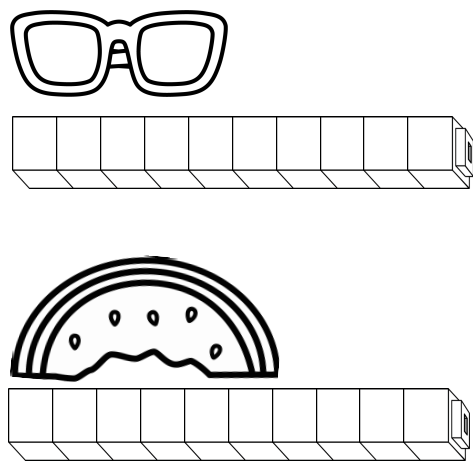
Phonics

Read the word. Draw a picture.

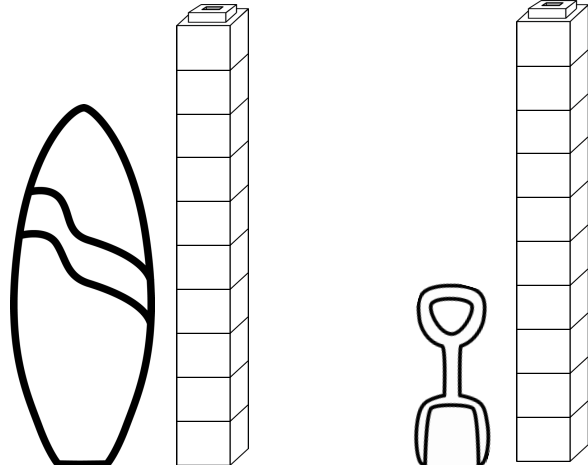
bird	barn	fork

Math

Color the cubes to measure the objects and finish the sentence



The sunglasses are _____
than the watermelon.



The surfboard is _____
than the shovel.

Writing

Copy the sentence in your neatest handwriting.

The waves crash loudly on the shore.

Would you rather use crayons or markers? Tell why and draw a picture.

 crayons	
 markers	

Daily 3

<div><input type="checkbox"/></div> <div></div> <div>Read</div>	<div><input type="checkbox"/></div> <div></div> <div>Play</div>	<div><input type="checkbox"/></div> <div></div> <div>Outside</div>
--	--	---

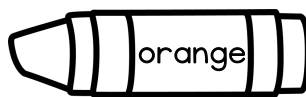
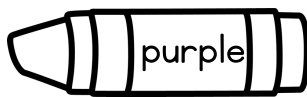

Phonemic Awareness

Color in the starfish as you listen to the word. Change the R- Controlled vowel.




Phonics

Read the word. Find the R- controlled vowel. Color in the same color as the code.

ar 		are 		air 	
park		share		yarn	
pair		hard		chair	
garden		fairy		care	
				stare	

Math

Look at the clock. Draw a line to the digital time.




5:00 9:00 2:30 12:30 7:00 8:30

Writing


Copy the sentence in your neatest handwriting.

Have you ever built a sandcastle?

Would you rather eat cake or cookies? Tell why and draw a picture.




cake



cookies

Daily 3

☐

Read

☐

Play

☐

Outside







Phonemic Awareness

Color in the watermelons as you listen to the word. Add the beginning sound.











Phonics

Look at the picture. Write the word. Underline the R- controlled vowel.

 _____	 _____	 _____
 _____	 _____	 _____

Math

Look at the clock. Write the time under each one.

 : ____	 : ____	 : ____	 : ____
 : ____	 : ____	 : ____	 : ____

Writing

Copy the sentence in your neatest handwriting.

She found a shiny shell over there.

Would you rather see a dinosaur or unicorn? Tell why and draw a picture.

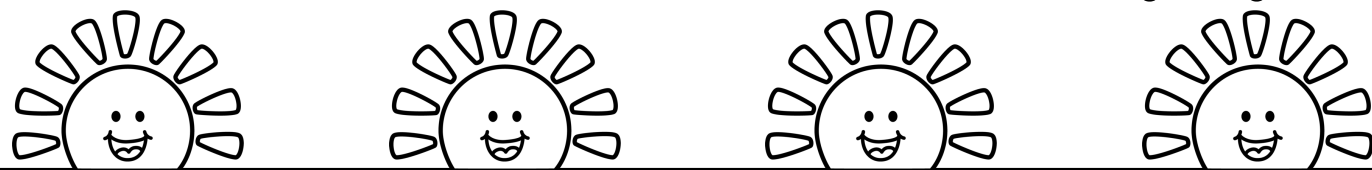
 dinosaur	
 unicorn	

Daily 3

<input type="checkbox"/>  Read	<input type="checkbox"/>  Play	<input type="checkbox"/>  Outside
---	---	--






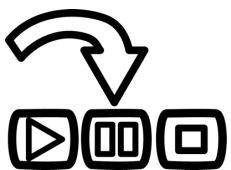

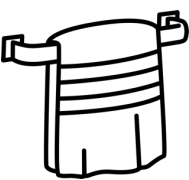










Phonemic Awareness

Color in the suns & listen to 3 words. Which 2 have the same beginning sound?




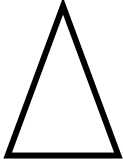
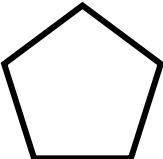
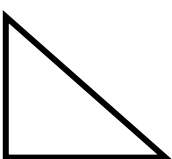







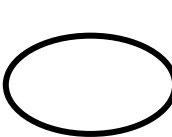
Phonics

Name the diphthong for each picture and follow the color code key.

ou 	ow 	au 	aw 
			
			
			
			
			

Math

In each row, 3 shapes belong to the same group and one does not. Circle the shape that does NOT belong. Then explain why.

   	_____ _____ _____
   	_____ _____ _____
   	_____ _____ _____

Writing




Fix the sentence and rewrite it.

do you no how to surf

Finish the story and draw a picture.


If I built a time machine,

Daily 3

<input type="checkbox"/>  Read	<input type="checkbox"/>  Play	<input type="checkbox"/>  Outside
---	---	--

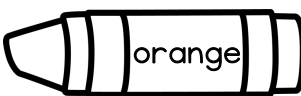


Phonemic Awareness

Color in the sandcastles & listen to 3 words. Which 2 have the same middle sound?



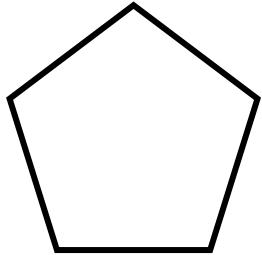
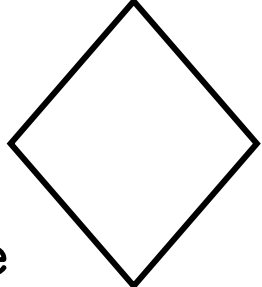
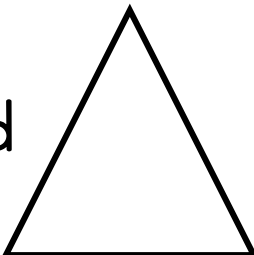
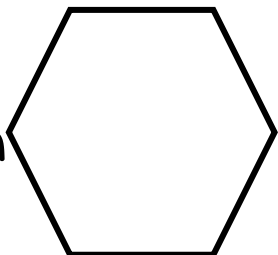
Phonics

Read the word. Find the diphthong. Color in the same color as the code.

oy		oi		oo	
joy		took		cook	coil
point		toy		join	noise
book		boil		shook	boy

Math

Circle the shape name and write how many sides and vertices.

hexagon triangle pentagon	 _____ sides _____ vertices	triangle rhombus rectangle	 _____ sides _____ vertices
rhombus trapezoid triangle	 _____ sides _____ vertices	octagon pentagon hexagon	 _____ sides _____ vertices

Date: _____

Week 7 Day 2 

Writing



Fix the sentence and rewrite it.

it is fon to play tag with you

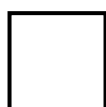
Finish the story and draw a picture.

If I lived in a castle,

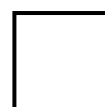
Daily 3



Read



Play



Outside

Phonemic Awareness

Color in the buckets & listen to 3 words. Which 2 have the same ending sound?



Phonics

Read the word and draw a line to the picture.


town

mouth

coin





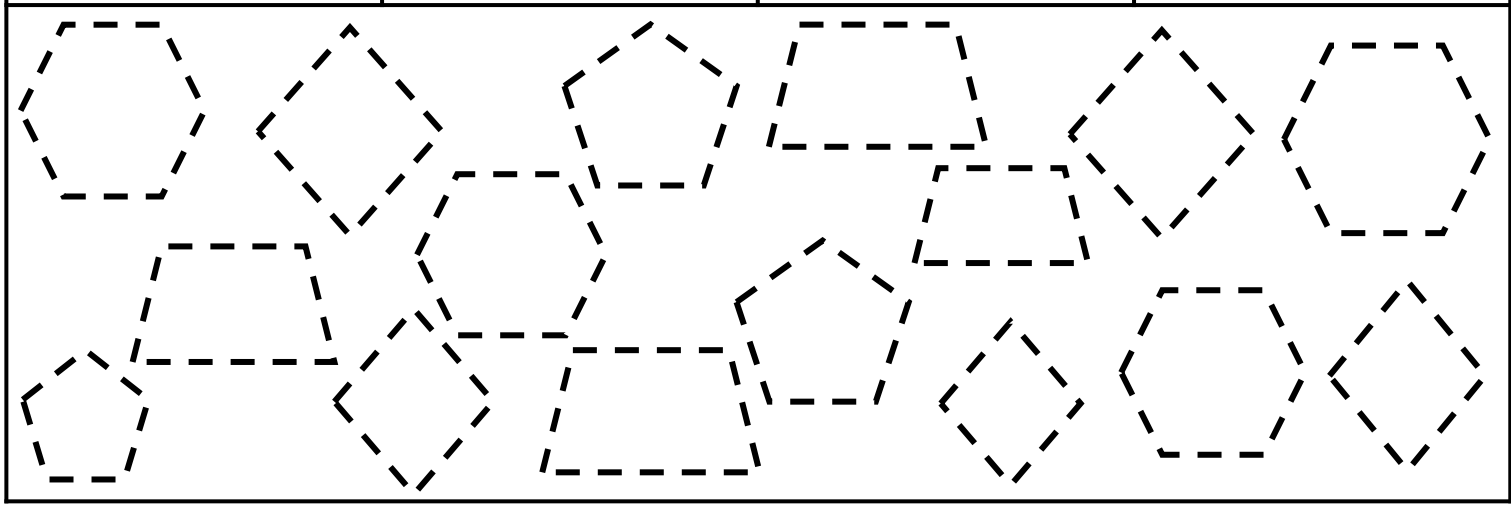
frown

boy



Math

Trace and count each 2D shape.

rhombus		trapezoid		pentagon		hexagon	
							

Date: _____

Week 7 Day 3 

Writing



Fix the sentence and rewrite it.

i want to fli a kite


Finish the story and draw a picture.

If my toys came to life,


Daily 3



Read



Play



Outside



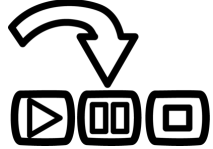



Phonemic Awareness

Color in the starfish as you listen to the word. Add the beginning sound.



Phonics

Look at the picture. Write the word. Underline the diphthong.

 _____	 _____	 _____
 _____	 _____	 _____

Math

Draw a line from the fraction to the correct shaded shape.

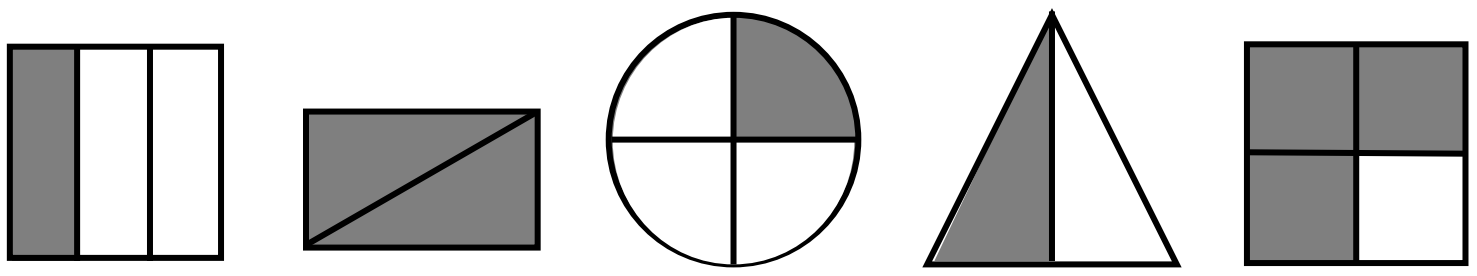
$\frac{3}{4}$

$\frac{1}{3}$

$\frac{1}{2}$


$\frac{2}{2}$

$\frac{1}{4}$



Date: _____

Week 7 Day 4



Writing



Fix the sentence and rewrite it.

i lik the warm weather


Finish the story and draw a picture.

If I became the teacher for the day, _____

Daily 3



Read



Play



Outside

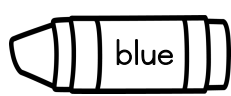

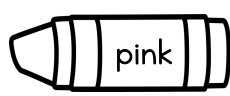
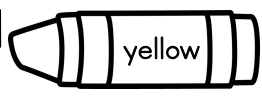

Phonemic Awareness

Color in the watermelons as you listen to the word. Delete the beginning sound.





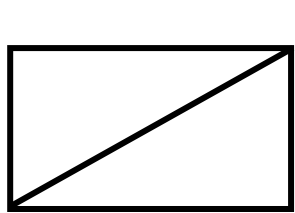


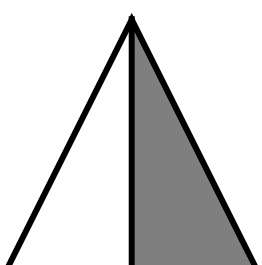
Phonics

Name the soft or hard sound for each picture and follow the color code key.

soft c		hard c		soft g		hard g	
							

Math

Write the fraction for each shape or color it to match the fraction.

	$\frac{3}{4}$		—		$\frac{1}{2}$
	—		$\frac{5}{6}$		—

Date: _____

Week 7 Day 5 

Writing



Fix the sentence and rewrite it.

do u want to play in the sand


Finish the story and draw a picture.

If I discovered a magic wand,


Daily 3



Read



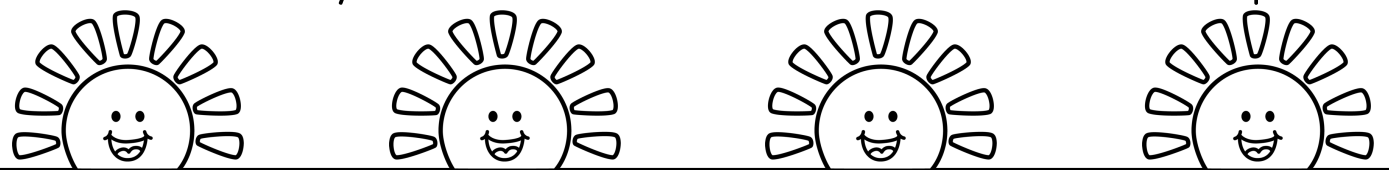
Play



Outside




Phonemic Awareness

Color in the suns as you listen to the word. Name the silent letter pattern.











Phonics

Read the sentence. Fill in the missing word.

Please _____ on the door.	
Look out for the stop _____!	
My grandma likes to _____.	

Math

Look at the coin. Say how much. Trace and write the name. Count the coins.

	1¢	<p>penny</p>	
	5¢	<p>nickel</p>	
	10¢	<p>dime</p>	
	25¢	<p>quarter</p>	

Writing


Unscramble the sentence and rewrite it.

goes He park. to the

Draw and write about your favorite place to go in the summer.

Daily 3

☐



Read

☐



Play


☐



Outside


Phonemic Awareness

Color in the sandcastles as you listen to the 3 sounds. Repeat and say the word.




Phonics

Look at the picture. Write the missing 3 letter blend.



_____ ash



_____ ead



_____ ub



_____ ay













_____ imp



_____ ong

Math

Count the coins in each box. Write how much total.

1¢ 	5¢ 	10¢ 	25¢ 
 How much? _____	 How much? _____	 How much? _____	
 How much? _____	 How much? _____	 How much? _____	



Writing

Unscramble the sentence and rewrite it.

flip flops. red has She new

Draw and write about what you do on a summer day.

Daily 3

<input type="checkbox"/>  Read	<input type="checkbox"/>  Play	<input type="checkbox"/>  Outside
---	---	--

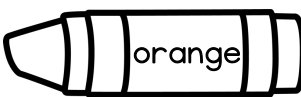
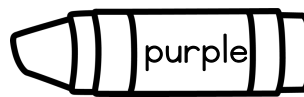

Phonemic Awareness

Color in the buckets as you listen to the word. Break it up by sound.



Phonics

Read the word. Find the 3 letter blend. Color in the same color as the code.

spr 		str 		scr 	
scrape		straw		spring	
sprint		sprain		stream	
scream		strike		scribe	
				scroll	
				sprout	

Math

Read each money word problem. Count the coins and write how much.

<p>Peter has 1 quarter, 2 nickels, and 3 pennies in his pocket. How much money does Peter have in total?</p> <p>_____ ¢</p>	<p>May earned 25¢ selling lemonade in the morning. Then she earned 10¢ in the afternoon. How much did she earn in all?</p> <p>_____ ¢</p>
<p>Ella found 4 nickels and 5 pennies in her piggy bank. How much money did she find?</p> <p>_____ ¢</p>	<p>Jake wants to buy a snack that costs 30 cents. He has 2 dimes and 2 nickels. Does he have enough money? How much does he have?</p> <p>Circle yes or no. He has _____ ¢</p>

Writing


Unscramble the sentence and rewrite it.

sand. in dig the I can deep

Draw and write about your favorite memory from this summer.

Daily 3

☐



Read

☐



Play

☐



Outside

Phonemic Awareness

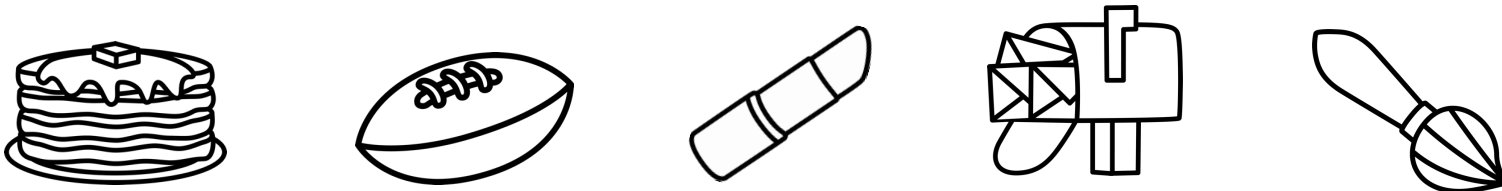
Color in the starfish as you listen to 2 words. Repeat and say the compound word.



Phonics


Read the word and draw a line to the picture.





football lipstick paintbrush pancake mailbox



Math

Graph how many for each beach picture. Then, answer the questions.



5				
4				
3				
2				
1				
				

- 1. Which one has the MOST? _____
- 2. Which one has LESS- shovel or beach ball? _____

Writing

Unscramble the sentence and rewrite it.

lemonade cold drink We outside.

Draw and write about what you are excited for most in 2nd Grade.

Daily 3

<input type="checkbox"/>  Read	<input type="checkbox"/>  Play	<input type="checkbox"/>  Outside
---	---	--

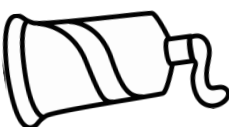



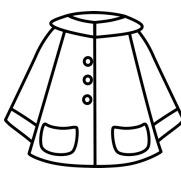

Phonemic Awareness

Color in the watermelons as you listen to a compound word. Break it up into 2 words.




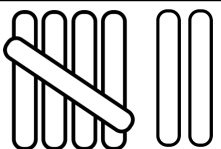

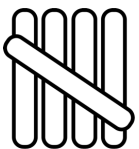

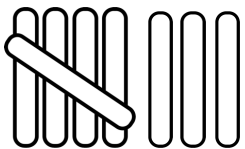


Phonics

Look at the picture. Write the compound word.

 _____	 _____	 _____
 _____	 _____	 _____

Math

Look at the tally chart of favorite outdoor activities. Answer the questions.

 ride bike	
 play tag	
 trampoline	
 chalk	

- 1. Which activity got the fewest votes?

- 2. Which activity got the most votes?

- 3. How many kids voted for tag and chalk?

- 4. How many more chose bike than tag?



Writing

Unscramble the sentence and rewrite it.

floats on She raft. her pink

Draw and write about what you you hope to learn this year in 2nd Grade.

Daily 3

<input type="checkbox"/>  Read	<input type="checkbox"/>  Play	<input type="checkbox"/>  Outside
---	---	--