

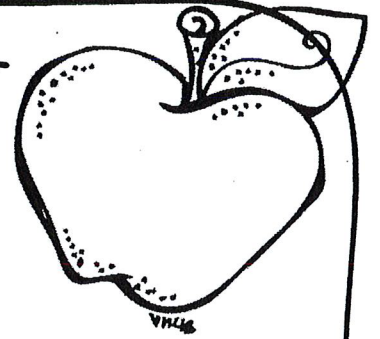


ON MY  
way  
to **K**!

Name: \_\_\_\_\_



# a Note from the teacher



Dear Parents/Guardians,

Kindergarten is such an important grade for development. There is so much growth that occurs throughout the year. As a way to prepare your child for kindergarten, here are some fun and engaging activities to complete over the summer. I strongly encourage you to set aside some time for your child to work on these skills to best prepare him/her for kindergarten.

Along with these hands-on activities, it is also a great idea to practice saying the alphabet, counting up to 100, and identifying common shapes and colors.

Have a great summer and happy learning!

Thank you,






Mrs. Long and Ms. Farinholt



# My Summer

## READING LOG

Color an ice cream cone every time you read or listen to a book!




Name: \_\_\_\_\_

Language Arts

# I Can Write My Name



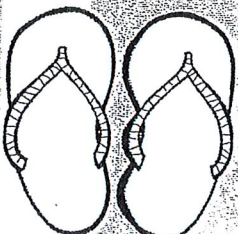



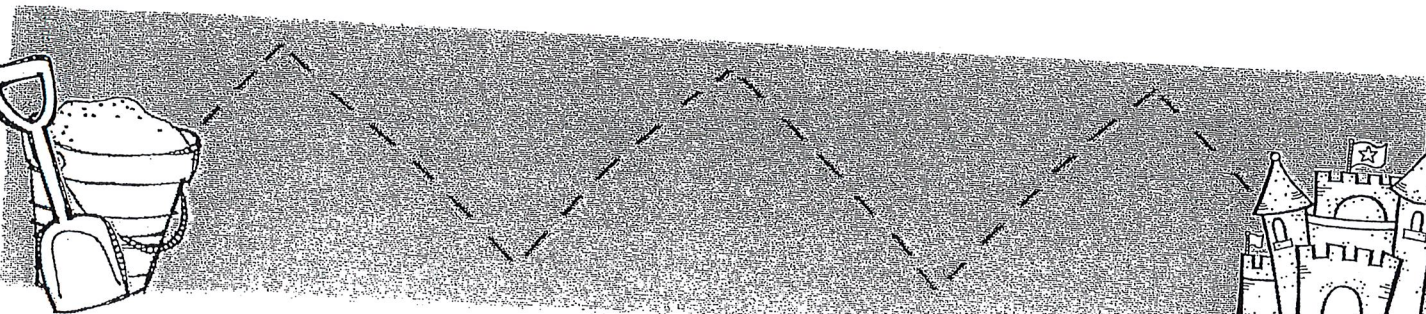
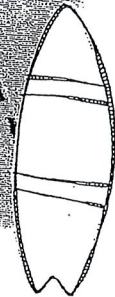


Directions: Practice tracing your name and then write it all by yourself on the last two lines.



The page contains 14 sets of handwriting lines. Each set consists of a solid top line, a dashed middle line, and a solid bottom line. The first two sets are intended for tracing a name, and the remaining 12 sets are for independent writing.

Name: \_\_\_\_\_

# I Can Trace Lines!



Name: \_\_\_\_\_

# I Can Write My ABCs!

a b c d e


f g h i j k

m n o p

q r s t

u v w

x y z






















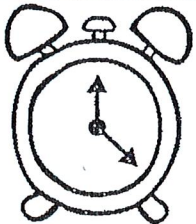






Name: \_\_\_\_\_

Math






# What's Next?

Directions: Look at the pattern for each row. Cut out squares on bottom and glue in the correct box to complete the pattern.

Copyright © 2015 A Dab of Glue Will Do

[www.adabofgluewilldo.com](http://www.adabofgluewilldo.com)

				
---	---	---	---	---

Name: \_\_\_\_\_

Math

# Sequencing Fun

Directions: You get to help plant some carrots! Color, cut, and glue the pictures in order.

1

2

3


4

5

6

Copyright © 2015 A Dab of Glue Will Do






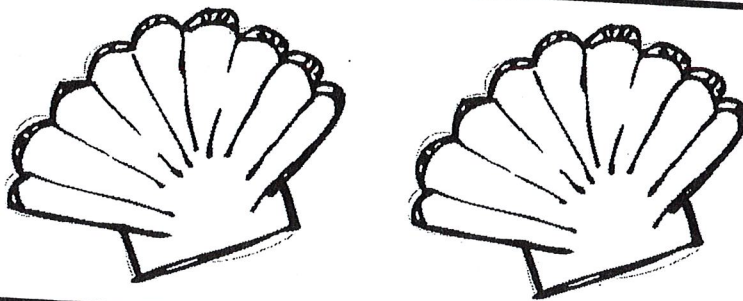


[www.adabofgluewilldo.com](http://www.adabofgluewilldo.com)





Name: \_\_\_\_\_

# Color, Count, Cut, & Glue



1

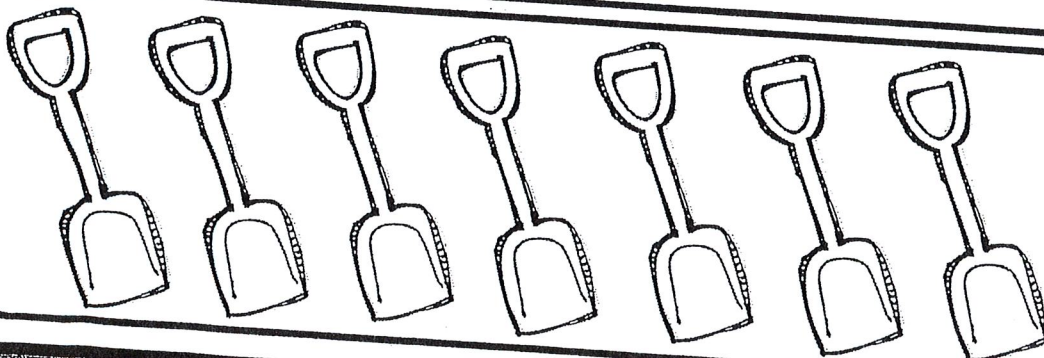

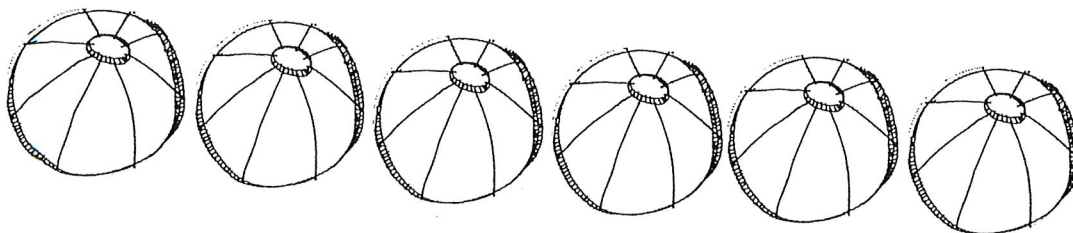
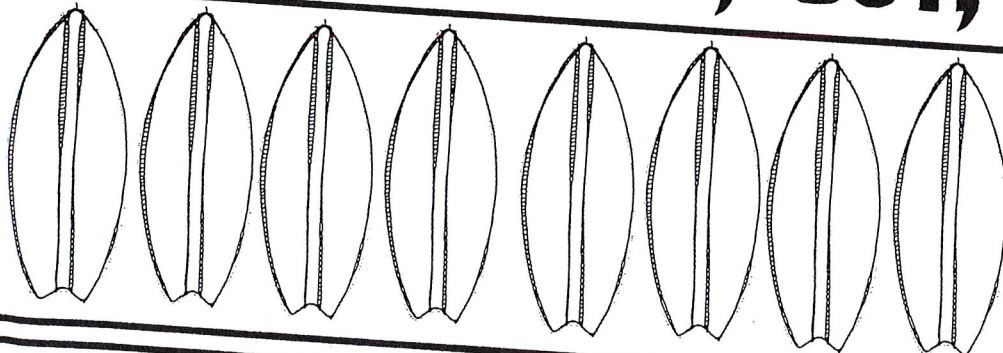
2

3

4

Name: \_\_\_\_\_

# Color, Count, Cut, & Glue



5

6


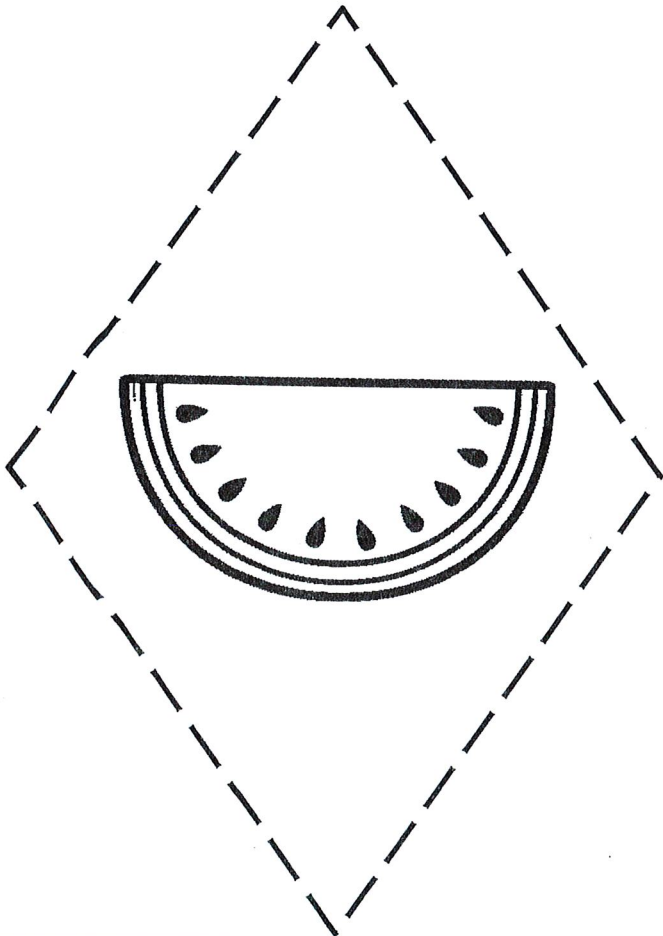


7

8

# Shape Tracing Summer Treats

Name \_\_\_\_\_


Trace the shapes around the treats.



# Shape Tracing Summer Kids


Name \_\_\_\_\_

Trace the shapes around the kids.




Name \_\_\_\_\_

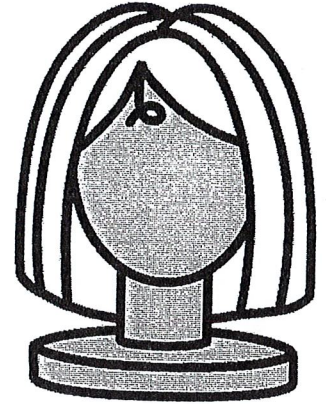
Read the rhyming words and color the pictures.




chair



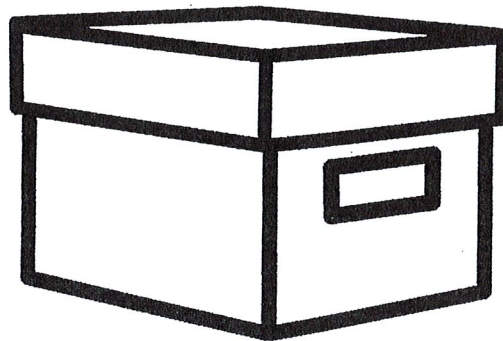
bear



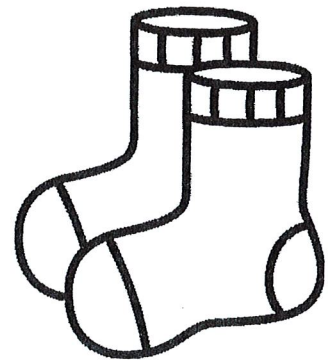
hair




fox



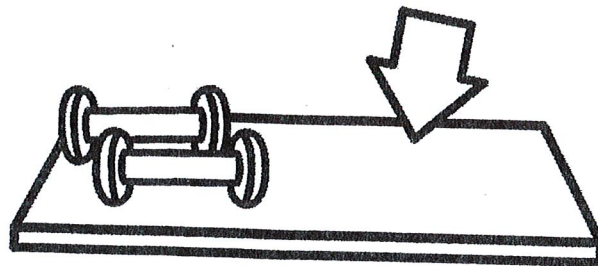
box




socks



cat




mat



rat

Name \_\_\_\_\_


Read the rhyming words and color the pictures.




rose




toes




clothes




key




bee



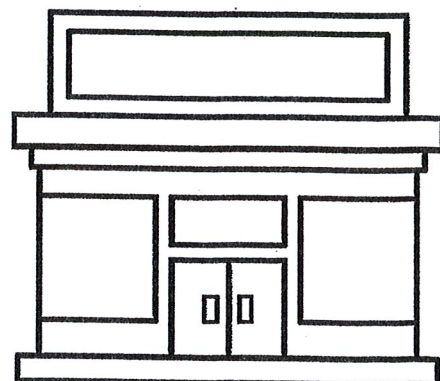
ski



four




door




store

Name \_\_\_\_\_

Read the rhyming words and color the pictures.




rain



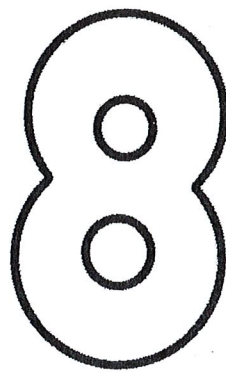
plane




chain




plate




eight



gate



sun





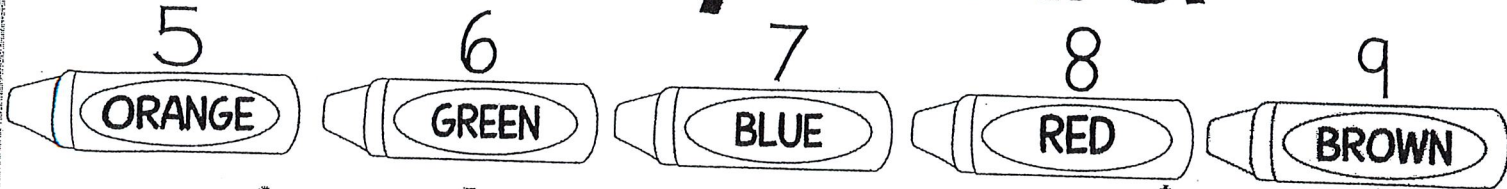
one



bun

Name: \_\_\_\_\_

# Color By Number






Name: \_\_\_\_\_

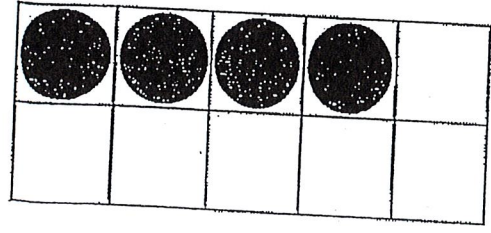
Math

# Tens Frame Match

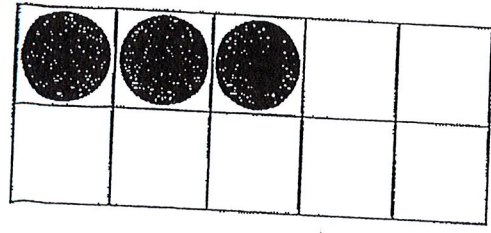
Directions: Look at the tens frame on the left and draw a line to the matching number on the right.



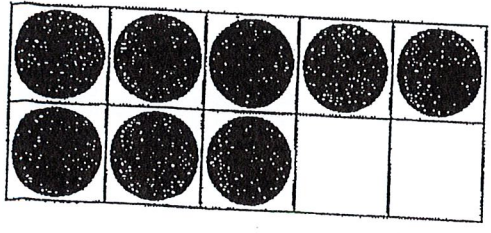
3



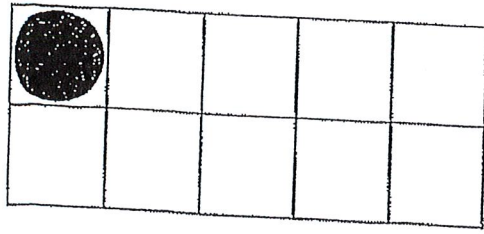
7



1



10










4



Name \_\_\_\_\_




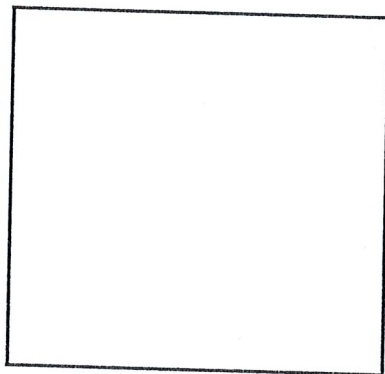




Look at the letters on the buckets. Cut out the shovels and match them with their uppercase letters.






Name \_\_\_\_\_


Look at the letters on the buckets. Cut out the shovels and match them with their uppercase letters.



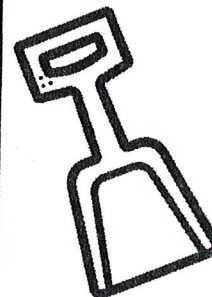
b



f



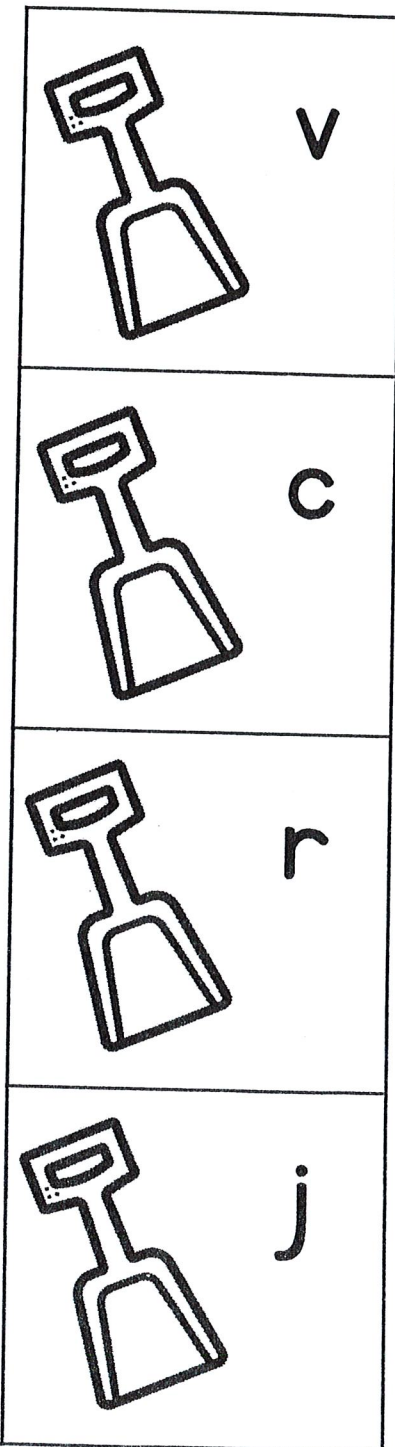








m



x

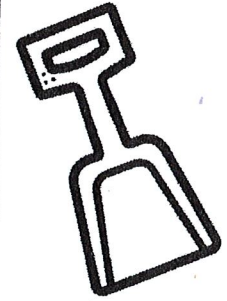








Name \_\_\_\_\_

Look at the letters on the buckets. Cut out the shovels and match them with their uppercase letters.

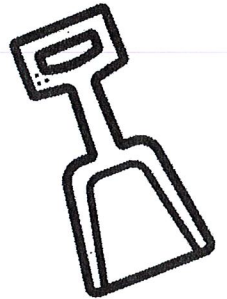


Name \_\_\_\_\_


Look at the letters on the buckets. Cut out the shovels and match them with their uppercase letters.




Q



E









Q

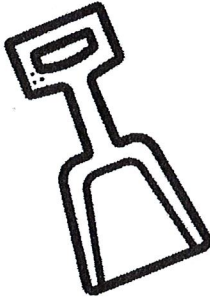





Y

Name \_\_\_\_\_

Look at the letters on the buckets. Cut out the shovels and match them with their uppercase letters.















	k
	s
	w
	g










Name \_\_\_\_\_





Look at the letters on the buckets. Cut out the shovels and match them with their uppercase letters.




Name \_\_\_\_\_

Look at the letters on the buckets. Cut out the shovels and match them with their uppercase letters.



	<b>Z</b>
	<b>X</b>
	<b>I</b>
	<b>U</b>

# SUMMER BINGO



Count to 10 out loud.	Tell me 3 words that rhyme with cat.	Find something that is shaped like a circle.	Count out 20 pennies.	Find 3 things that start with the /s/ sound.
Practice writing your name with a crayon.	Find 3 things that start with the /m/ sound.	Say the alphabet while laying on the floor.	Find something in your house shaped like a square.	Read a story before bed.
Find 3 things that are yellow.	Count out 20 pieces of cereal.	Draw a picture about your favorite vacation.	Tell me a word that rhymes with sun.	Practice writing your name with a marker.
Draw a picture of your favorite animal.	Practice writing your name with a pencil.	Read a story outside.	Make a list of things you would take to the pool.	Find something that starts with the /r/ sound.
Find something that is shaped like a rectangle.	Count to 20 out loud.	Find 3 things that are red.	Tell me 2 words that rhyme with hot.	Draw a picture of your family.

