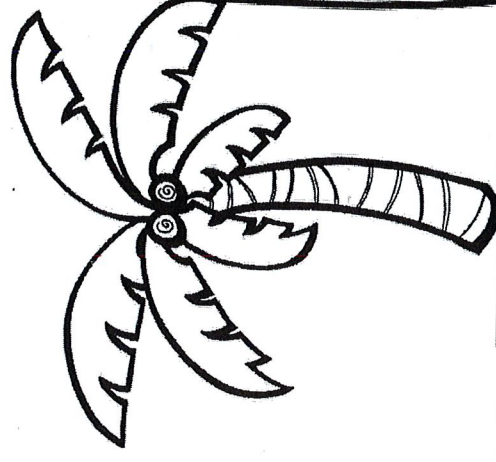



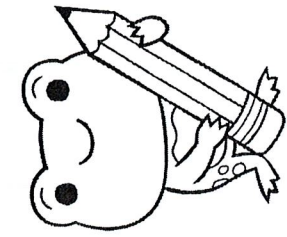
Dear Family,

This is a set of games, activities, and workbook pages for you to use with your rising first grader over the summer. There are enough materials for the student to complete 1-2 activities/sheets per day. Keep the activities brief and fun for your child.


In addition to these activities, visit your local library and check out lots of books! Studies have shown that students who read during the summer tend to forget less of what they've learned during the school year. Happy summer, and happy learning!

Sincerely,



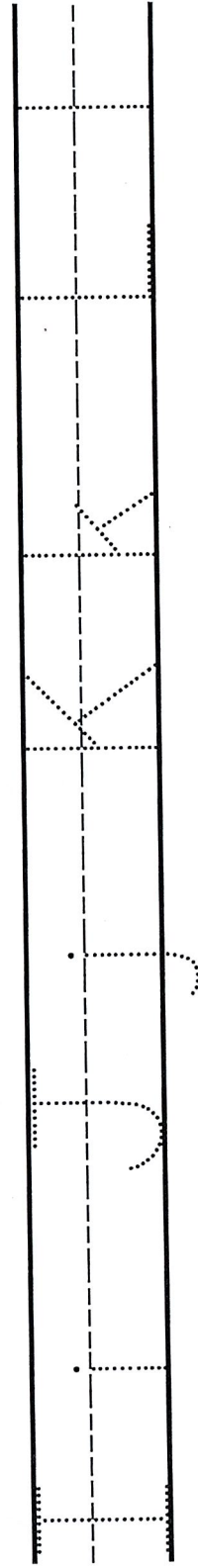
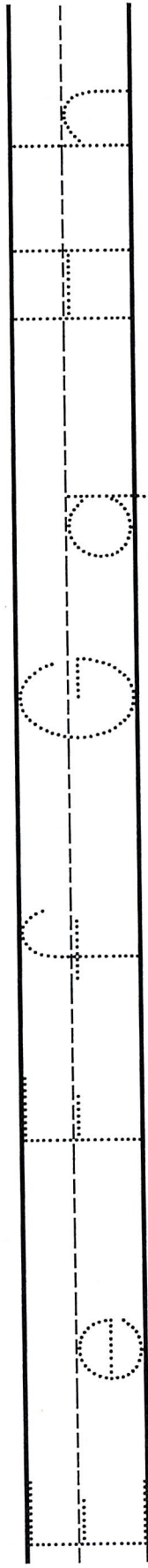
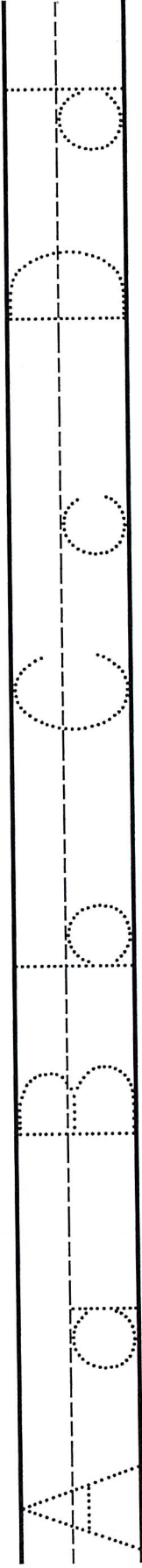



# Letter Tracing Practice, Part I




Practice forming each letter correctly.

Circle the letters that you are most proud of.





# Letter Tracing Practice, Part 2



Practice forming each letter correctly.


Circle the letters that you are most proud of.

A a N n O o P p


E e R r S s T t

U u V v W w X x

Y y Z z

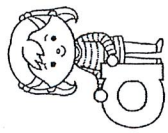


# Capital Letter Writing Practice




Practice writing the capital form of each letter.

A	B	C	D	E	F	G
H	I	J	K	L	M	N
O	P	Q	R	S	T	U
V	W	X	Y	Z		



# Lowercase Letter Writing Practice




Practice writing the lowercase form of each letter.

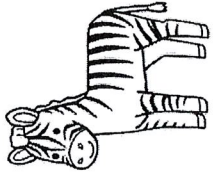
a	b	c	d	e	f	g
h	i	j	k	l	m	n
o	p	q	r	s	t	u
v	w	x	y	z		

# Letter Sound Match #1

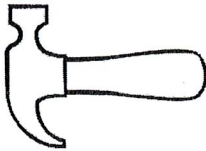
Draw a line between each picture and the letter it starts with.




Hh



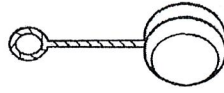
Ll



Yy



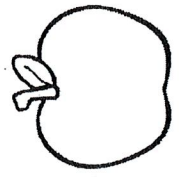
Zz




Aa



Ff




Cc



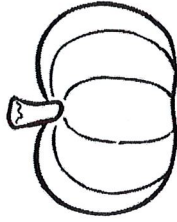
Kk

# Letter Sound Match #2

Draw a line between each picture and the letter it starts with.



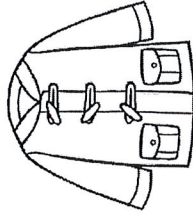
Bb




Mm



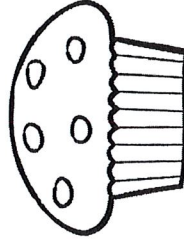
Dd



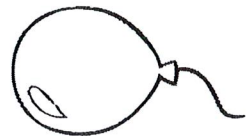
Nn



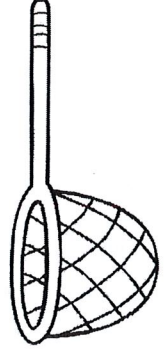
Gg



Pp



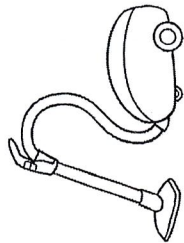
Qq




Jj

# Letter Sound Match #3

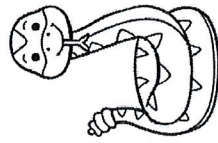
Draw a line between each picture and the letter it starts with.



Rr




Uu



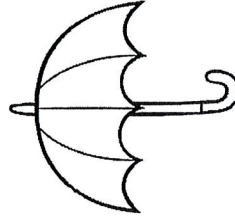
Vv



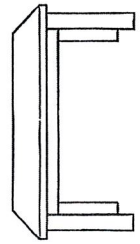
Oo



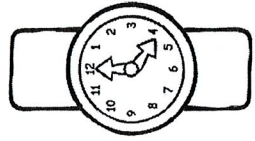
Tt



Ww



Ss



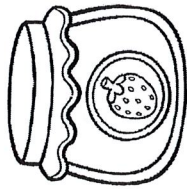
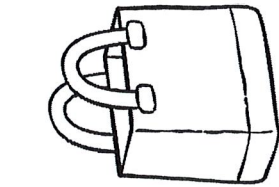
Ii



# Tracing Short A CVC Words

Trace each word, then draw a line to the picture it matches.

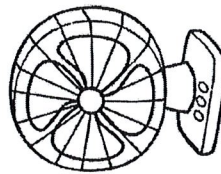
hot




fan



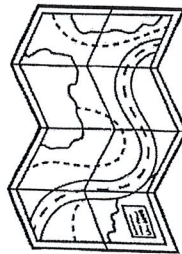
top



jam



map




map

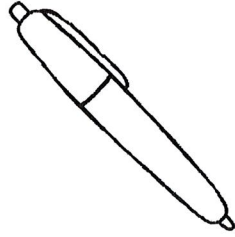
# Tracing Short E CVC Words

Trace each word, then draw a line to the picture it matches.


net



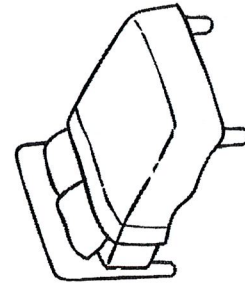
wee



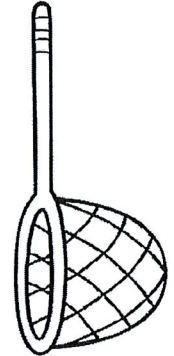
tee




leg



pen




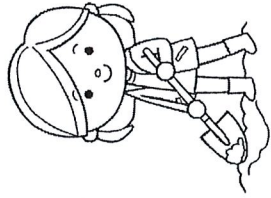
men



# Tracing Short I CVC Words

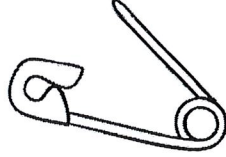

Trace each word, then draw a line to the picture it matches.

lip





lip

sit



tip

tip

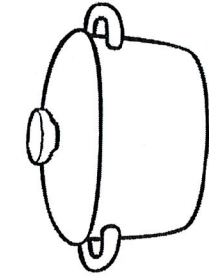
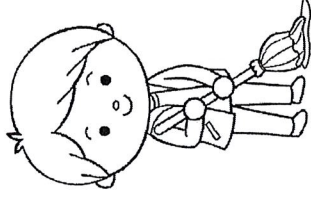


tip

# Tracing Short O CVC Words

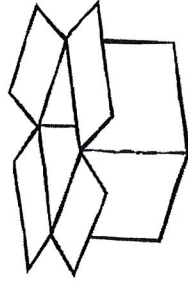
Trace each word, then draw a line to the picture it matches.

log




box


fox



pot



top




pop

# Tracing Short U CVC Words


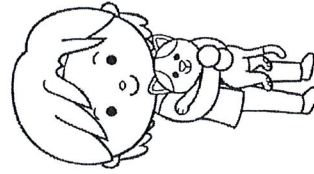
Trace each word, then draw a line to the picture it matches.

sun




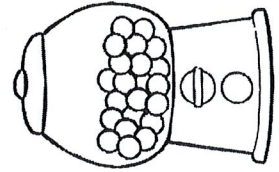
cut

sun



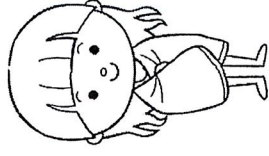
cup

cup



cup

# Kim At The Beach



Read the story. Then, draw pictures to show 4 things Kim does at the beach.

Kim can dig.

Kim can go for a dip.

Kim can sit with Dad.

Kim can nap.

Kim has fun!

1	2
3	4



# Sam and Meg



Read the story. Then, draw a picture to show what happened at the end of the story.


Sam and Meg like to jog.


Go Sam!

Go Meg!


Sam did not win.

Sam is not mad!





# Writing



This summer, give your child opportunities to write on a regular basis.

If your child enjoys journaling, you can staple together the blank lined pages to create a journal for your child to write in.

You can also make additional copies of the pages and staple them to create little books. You might take photographs of your child and glue one down on each page, so your child can write a story about him/herself. If your child needs a little inspiration to write, here are some prompts you can provide to him/her:




At the beginning of the summer: "What would you like to do this summer? Make a list of all the fun things you want to do."



After going on a vacation, special trip, or visit to a park/museum/library: "What did we do first on our trip? Next? Last? Write about what happened in the beginning, middle, and end of our trip."




"Imagine you can go anywhere in the world or outer space this summer! Where would you like to go? Why? What would you do there?"


"What is an animal you know a lot about? Write a book to teach me about what the animal looks like, what it eats, and where it lives."














---

---

---

---



# Sight Word Practice

1. Trace the word three times. Read the word three times.

the

The

the

2. Read the sentence aloud. Circle the word "the."

The sun is hot.

3. Cut out the letters below to make the word. Glue them in the boxes.

--	--	--

e	l	n	t	i	h
---	---	---	---	---	---

# Sight Word Practice

1. Trace the word three times. Read the word three times.

is

is

is

2. Read the sentence aloud. Circle the word "is."

The dog is big.

3. Cut out the letters below to make the word. Glue them in the boxes.

--	--

e	s	z	t	i	h
---	---	---	---	---	---

# Sight Word Practice

1. Trace the word three times. Read the word three times.

go

Go

go

2. Read the sentence aloud. Circle the word "go."

I went to go play.

3. Cut out the letters below to make the word. Glue them in the boxes.

--	--

j u z g a o



# Sight Word Practice

1. Trace the word three times. Read the word three times.

in

In

in

2. Read the sentence aloud. Circle the word "in."

My cat is in the box.

3. Cut out the letters below to make the word. Glue them in the boxes.

--	--

e s i t n h

# Sight Word Practice

1. Trace the word three times. Read the word three times.

to

to

to

2. Read the sentence aloud. Circle the word "to."

I can run to Mom.

3. Cut out the letters below to make the word. Glue them in the boxes.

--	--

t	i	a	n	o
---	---	---	---	---

# Sight Word Practice

1. Trace the word three times. Read the word three times.

and

And

and


2. Read the sentence aloud. Circle the word "and."

I like to run and hop.

3. Cut out the letters below to make the word. Glue them in the boxes.

--	--	--

b	d	n	t	a	h
---	---	---	---	---	---

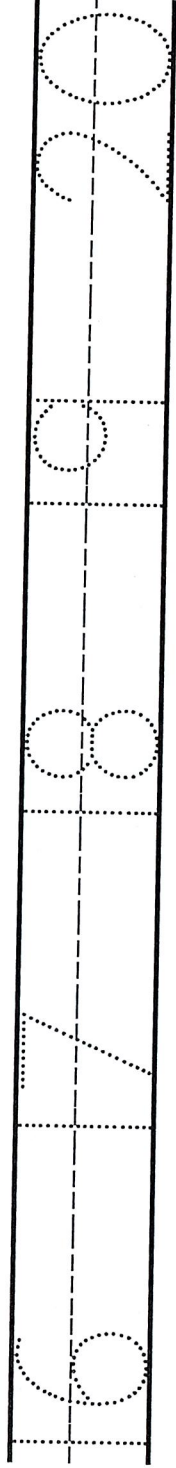
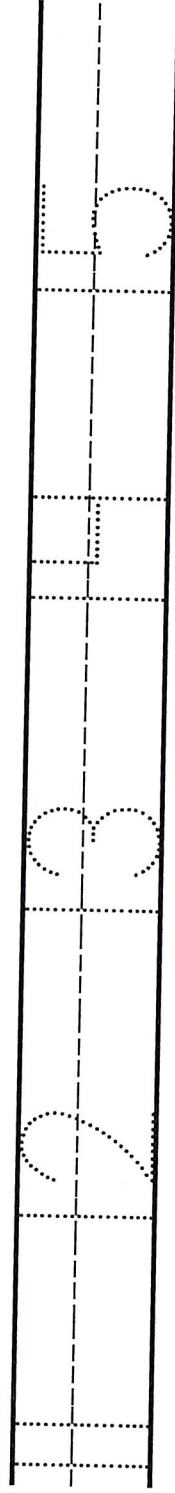
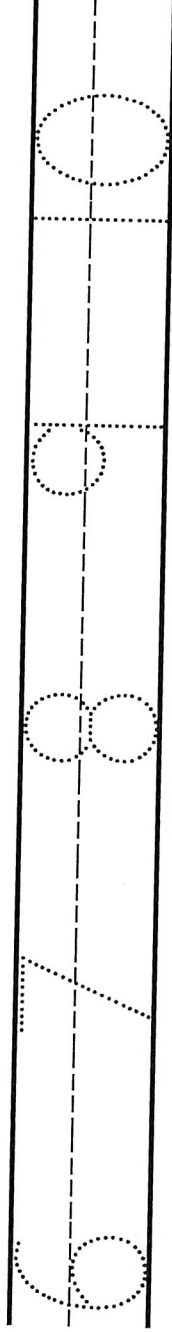
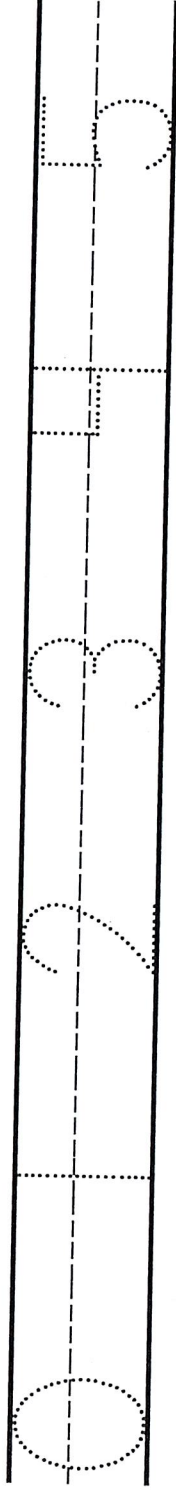



# Number Tracing Practice



Practice forming each number correctly.

Circle the numbers that you are most proud of.





# Number Writing Practice

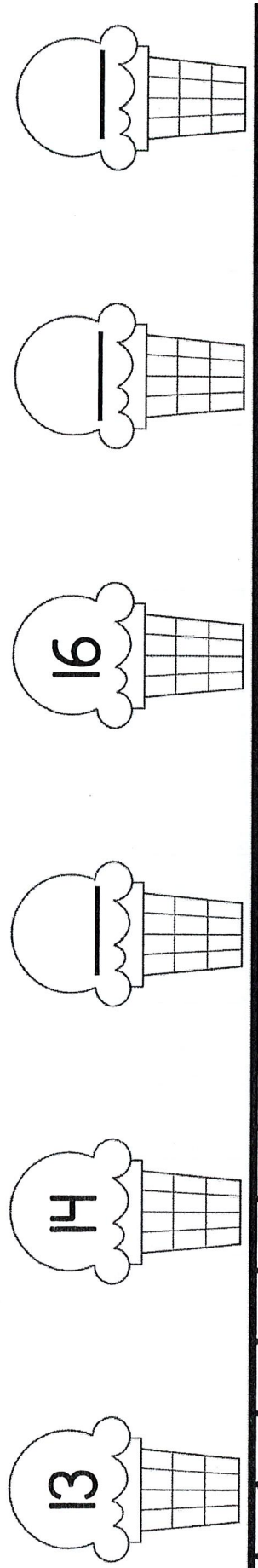
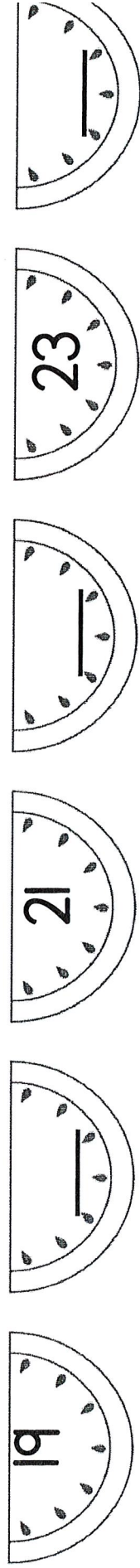
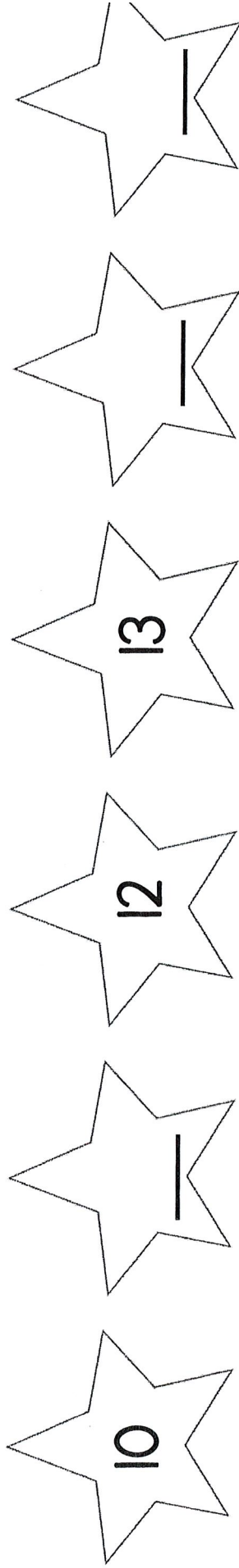
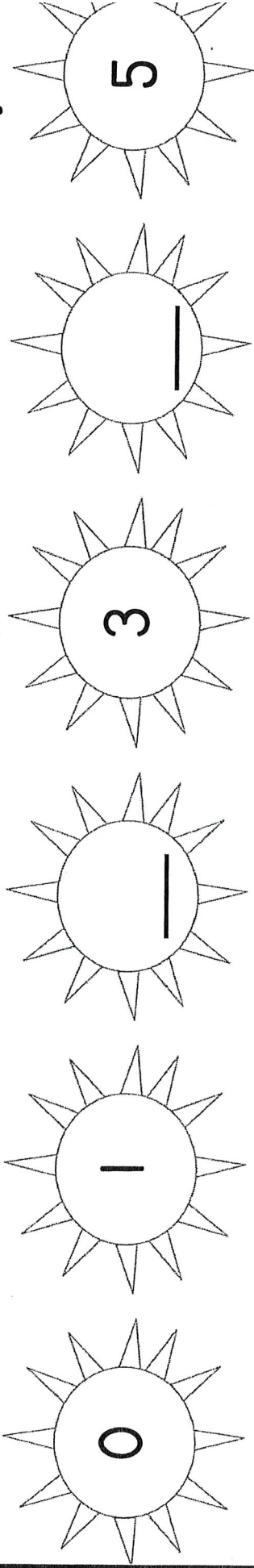


Practice writing each number.

1	2	3	4	5
6	7	8	9	10
11	12	13	14	15
16	17	18	19	20


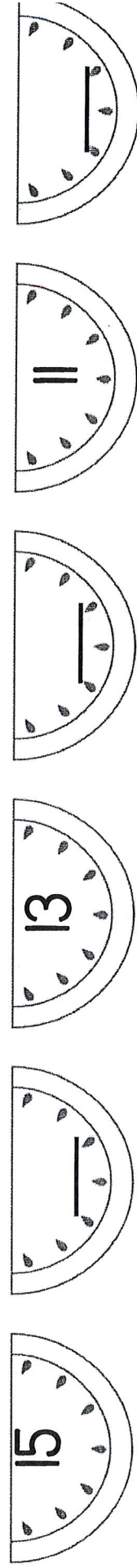
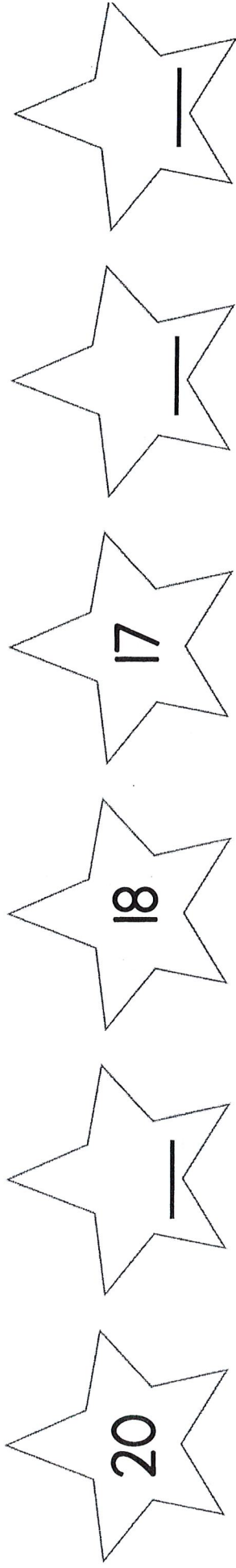
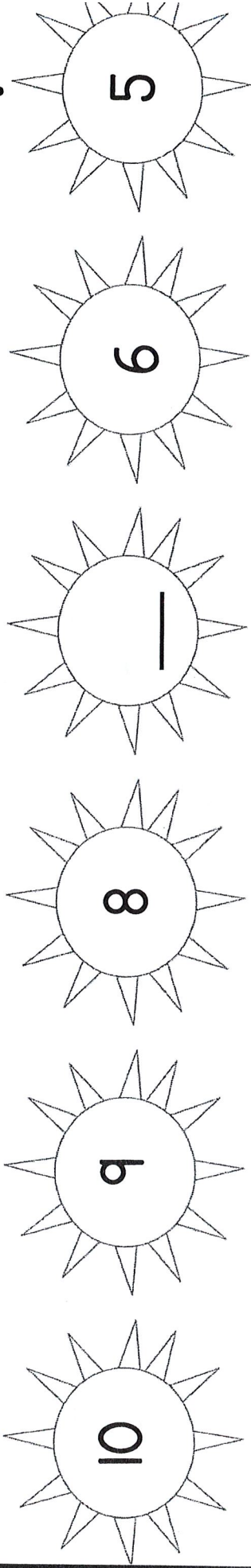
# Number Sequencing (Part I)

Fill in the missing numbers as you count forward! Each row is a different sequence.



# Number Sequencing (Part 2)

Fill in the missing numbers as you count backward! Each row is a different sequence.



# Addition with Pictures (Sums to 5)




$$3 + 2 = \underline{\quad}$$



$$1 + 3 = \underline{\quad}$$




$$2 + 2 = \underline{\quad}$$




$$4 + 1 = \underline{\quad}$$




# Addition with Pictures (Sums to 10, Part 1)




$$3 + 5 = \underline{\quad}$$



$$6 + 4 = \underline{\quad}$$

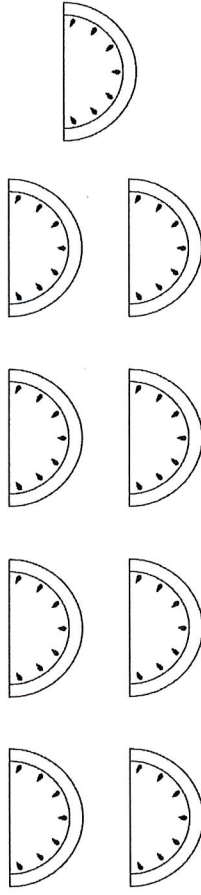


$$7 + 2 = \underline{\quad}$$




$$5 + 5 = \underline{\quad}$$

# Addition with Pictures (Sums to 10, Part 2)



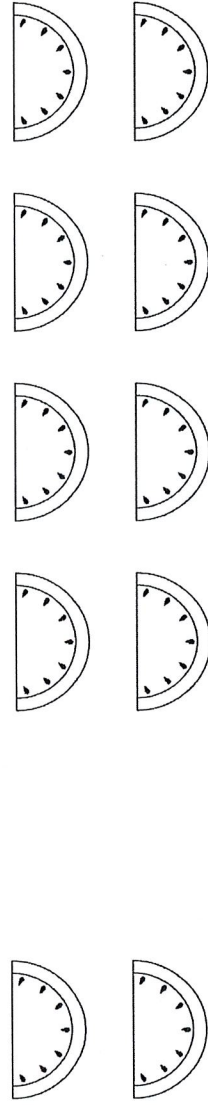
$$0 + 9 = \underline{\quad}$$



$$3 + 7 = \underline{\quad}$$







$$4 + 4 = \underline{\quad}$$

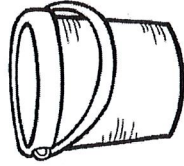




$$2 + 8 = \underline{\quad}$$


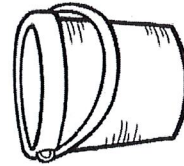

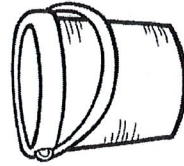
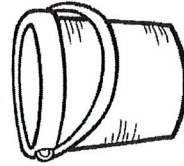
# Subtraction with Pictures (Part I)



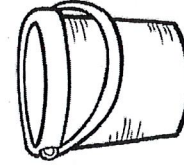



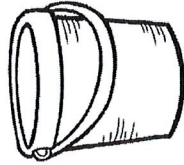
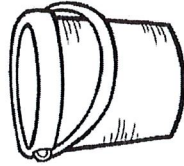
$$4 - 1 = 3$$



$$3 - 2 = \underline{\quad}$$




$$5 - 1 = \underline{\quad}$$




$$6 - 3 = \underline{\quad}$$


# Subtraction with Pictures (Part 2)




$$8 - 3 = \underline{\quad}$$



$$5 - 4 = \underline{\quad}$$



$$9 - 6 = \underline{\quad}$$

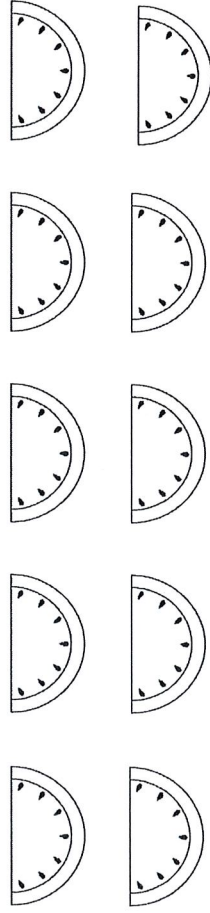


$$7 - 7 = \underline{\quad}$$

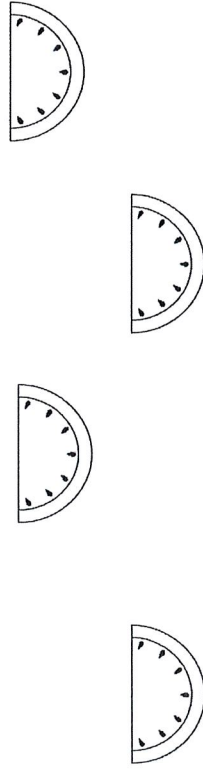
# Subtraction with Pictures (Part 3)




$$8 - 4 = \underline{\quad}$$



$$10 - 5 = \underline{\quad}$$




$$4 - 2 = \underline{\quad}$$




$$9 - 3 = \underline{\quad}$$


# Subtraction with Pictures (Part 4)




$$7 - 5 = \underline{\quad}$$



$$6 - 4 = \underline{\quad}$$



$$3 - 2 = \underline{\quad}$$



$$10 - 4 = \underline{\quad}$$

# Summer Reading CHALLENGE

Color the block for each challenge completed. How many can you do?

Read to a stuffed animal.	Read a book in a silly voice.	Read a wordless picture book.	Read a book you "think" may be too hard.	Listen to an audiobook.	Read on Friday.	Read a book that you think you won't like.	Read while eating a snack.	Read a cereal box.	Read a menu.
Read your favorite book.	Read a book that a friend recommends.	Take turns reading with someone.	Read a book that won an award.	Read a book that you think you won't like.	Read in your pajamas.	Read at the park.	Read while eating a snack.	Read a cereal box.	Read a menu.
Read to a family member.	Read to a family member.	Read in a blanket fort.	Read a book that won an award.	Read a book that you think you won't like.	Read in your pajamas.	Read at the park.	Read while eating a snack.	Read a cereal box.	Read a menu.
Whisper read.	Read with a flashlight.	Take turns reading with someone.	Read in sunglasses.	Read a book that a friend recommends.	Read on Friday.	Read a book that you think you won't like.	Read while eating a snack.	Read a cereal box.	Read a menu.

